




# 汇线桥架

## COLLECT TRAY



镇江安华电气有限公司  
ZHENJIANG ACE ELECTRIC CO.,LTD



## 公司 INTRODUCTION 简介

镇江安华电气有限公司是一家中日合资企业，专业生产汇线电缆桥架、母线槽、开关柜、仪表管阀件及防爆电器系列产品，安华企业本着“敬业、创新、求实”的企业精神，在社会各界的支持和关心下得以迅速发展。企业以良好的总体设施，雄厚的技术力量，积蓄形成了强大的生产、服务能力、拥有最先进、自动化程度最高的母线槽和桥架柔性生产、组装线和自动冷压（液压）成型、剪、折、冲、焊、静电喷塑表面处理现代化生产流水线。成为国内专业生产母线槽、电缆桥架、高低压成套开关设备等输电产品的生产基地。

企业始终坚持“人有我优、精益求精”的领先意识，在国内外众多工程技术人员，各方仁人志士的鼎力支持下，引进美国方块地公司技术，在国内首家成功开发了CFW2A型插接式高强封闭母线槽。该产品集国内外母线之优点。九三年十月，在由国家科委组织召开的首届中国高新技术及新产品博览会上，我厂生产的该产品荣获国内同行业唯一金奖。全国科技日报、建设报等十大报社相继连载报导了我厂母线产品可代替进口。我公司生产的桥架产品不仅广泛被国内重点工程采用，在日本市场也很走俏，年出口额达400万美元以上。

二00二年公司通过ISO9001-2000质量体系认证，二00四年通过国家3C强制认证并获得中国中轻产品质量保障中心“全国电器行业、质量放心、国家标准合格产品”证书。公司连年被评为“重合同、守信用”企业，产品畅销全国各地，远销日本及东南亚二十多个国家和地区，深受国内外用户的好评。


为了使您详细地了解我们的产品，现为您提供我厂系列产品样本，希望通过该系列样本，为您与我们之间架起合作的桥梁。安华企业愿成为您的朋友，祈盼与您携手合作，为您提供卓越的服务，共创繁荣，共图大业。



Zhenjiang An' hua Electrical Co.,Ltd. is a Sino-Japan joint venture enterprise specialized in production of cable bridge frame of collecting wires, bus trough, cabinet switch, pipe-and-valve fittings of instruments and meters as well as explosion-proof electrical appliances series, also including high pressure and medium pressure instrumental valves, three valves group, five valves group, various pipe connectors of automatic-control pipe-line etc., in various appearances, up-to-date structure and firm connecting, as well as excellent intensity and sealing performance, which edged out import equal products, the products are widely used in automatic-control pipe- line system of the industries of oil refining, chemicals, power, machinery, medical, aviation as well, the corp. is an appointed enterprise by the Ministry of Chemical Industry, the Ministry of China Petrochemical Industry. At same time, we also produce aluminum alloy distributing cabinet, junction box, wiring box etc. in 12 series more than five hundred specifications. With a complete range production equipments, advanced production techniques, complete and well-equipped test and inspection facility, the all products passed the inspection of qualifying inspection by the State Explosion-Proof safety Monitoring and Inspection Station For Instruments and Meters, in 2001, the crop. was qualified ISO9000-2000 Quality System Certification, in 2004 passed the Stste' s mandatory Three-C certificate and won the certificate of "quality reliable, state standard qualified products of electrical industry of all-China," which issued by China Quality Guarantee Center of Middle and Light Industrial Products. The corp. also was appraised the "lay stress on contracts, keep promises" enterprise for years running. The products are well sold everywhere across China as well as in more than 20countries and regions in Japan and Southeast Asia, and are highly praised by the customers both at home and abroad.

The corp. abide by the spirit of enterprise: "respecting works, bring forth new ideas and to be realistic.", welcome the old and new customers con to our company for visiting and guifance, your supports are the largest energy for the development of our corp.!

# 资质证书 Certificates









# 前 言

## FOREWORD

电缆汇线桥架的种类有：钢制汇线桥架、(不锈钢桥架与钢制桥架结构相同)铝合金汇线桥架、玻璃钢(压制或拉制)汇线桥架。防火型汇线桥架。该类产品的强度、耐蚀性。以及防火性均经国家级性能检测中心检测合格,并出具了各类检测报告及颁发了各类产品证书。

电缆汇线桥架从表面处理工艺上可分为：普通镀锌、热浸镀锌。喷漆、喷塑、金属喷塑、镀镍磷合金、镀锌镍合金等方法。其中镀镍磷、镀锌镍是本公司具有国内领先,国际先进水平的一种防腐性的工艺。镀镍磷的防腐性能可与1cr1 8Ni9Ti相媲美。镀锌镍的防腐性能高于热镀锌几倍以上,且克服了热浸镀锌产品的板材厚度必须在2.5mm以上,否则会产生热变形的一大缺点。

目前,本公司电缆汇线桥架的制造具有：品种更多、系列最全、技术及工艺水平更为成熟完善,先进制造设备更加标准化、现代化、国际水准的管理办法(ISO9002质量体系认证单位);先进的计量、检测设备(计量保证确认单位)等各方面的能力。

电缆汇线桥架,为您以我们之间架起合作之桥梁。我们衷心的希望国内外各大设计院,新老用户以及各界朋友携手合作。共成大业。

The cable collect tray had the following types: steel collect try, aluminum alloy collect tray, class fiber reinforced plastic collect tray (pressing or drawing), fire-proof collect tray. The strength, corrosion-resistance and fire-proofing of the products of these types have all been tested qualified by the national performance test center, providing all kinds of test report and issuing all kinds of certificates.

Cable collect tray can be devided into the following groups by the workmanship of surface treatment: normal galvanizing, hot-dip galvanizing, spray paint, spray plastic, metal spray, Ni-P alloy plating, and Zn-Ni alloy plating are the advanced anticorrosion technology of our company and take the lead both at home and abroad. The anti-corrosion performance of Ni-P alloy plating can compare favorably with 1cr1 8Ni9Ti and the anti-corrosion performance of Zn-Ni alloy plating is several times higher than hot-dip galvanizing which is the thickness of the slad must thicker than 2.5mm, or will cause the transforming.

At present, we have the following advantages: more types, series as major, the more complete and advanced technology, equipments of more standardization; management of international level(ISO9002 Quality System Certificate Unit);advanced account and test equipments (Account Qualified Unit) and etc.

Cable collect tray build a bridge of cooperation between us. In order to do something for the development of China industry, we sincerely welcome all kind of designing instate customer of new and old all our friends to cooperate with us.

# 目 录

Table of Content



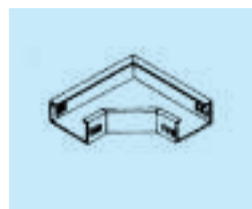
新型桥架  
Ladder Support ..... 1



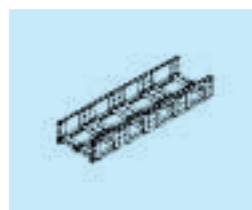
梯级式桥架  
Ladder Support ..... 7



托盘式桥架  
Tray Support ..... 11



槽式桥架  
Chanel Support ..... 14



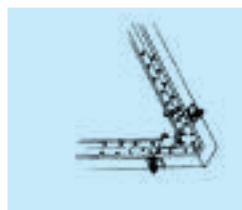
组合式桥架  
Combined support ..... 21



大跨距桥架  
Large Span Support ... 23



铝合金桥架  
Al-alloy support ..... 26



防火桥架  
Fire Prevention Support ... 35



阻燃玻璃钢桥架  
Fire Retarding FRP Support ... 41



安装支架  
Mounting Support ..... 46



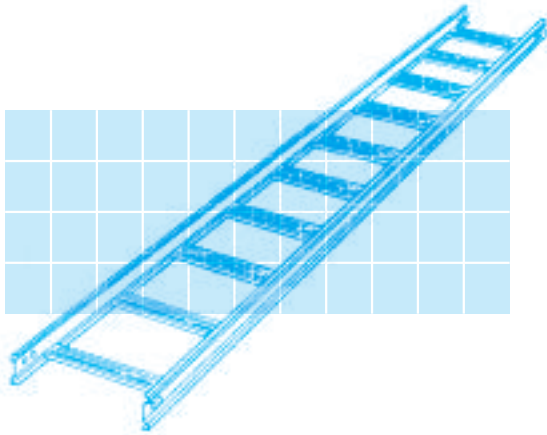
竖井  
Shaft ..... 58



附件  
Accessories ..... 60

# 新型桥架

## New Support



### 静电喷涂

- 电镀后粉末静电喷涂
- 可根据要求选择颜色
- 主要用于室内电气工程
- 连接螺丝,螺母为 SUS304 材质

### 热镀锌

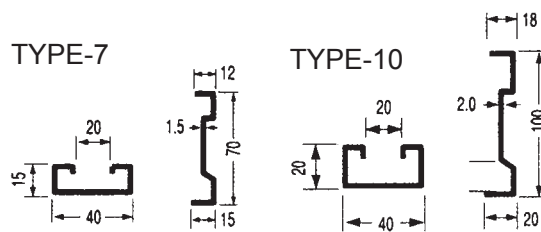
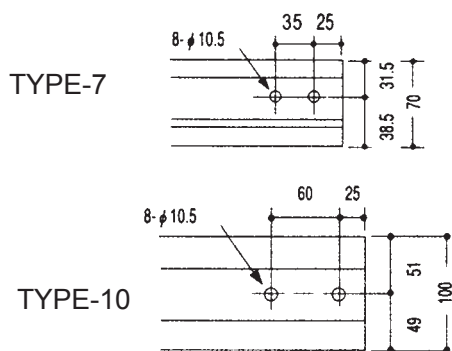
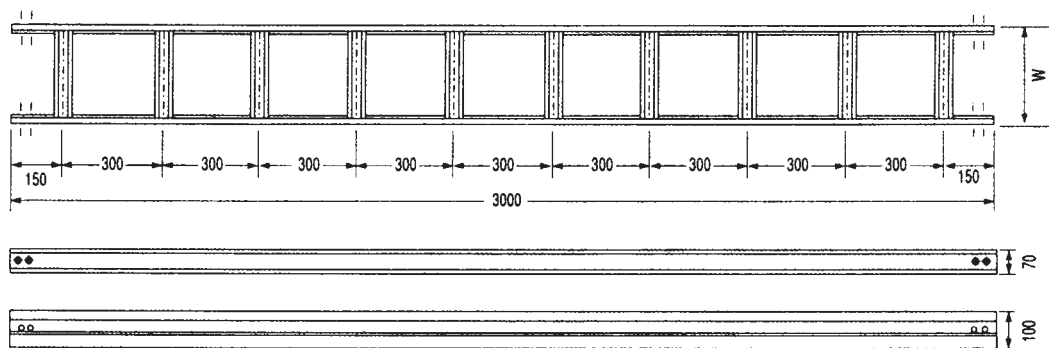
- 锌层厚度为 350g/m 以上
- 适用于室外及湿度较大的室内电气工程
- 螺丝螺母为 SUS304 材质

梯式桥架,静电喷涂,热镀锌

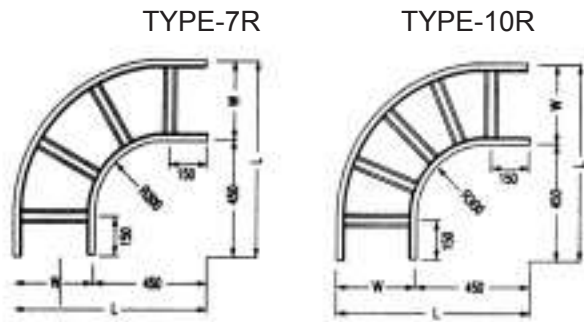
两个系列皆有 70H 和 100H 二种类型可供选择

型式	W(mm)	L(MM)	70H	H(mm)	100H	H(mm)
静电喷涂	200	3,000	7P-20	70	10P-20	100
	300	3,000	7P-30	70	10P-30	100
	400	3,000	7P-40	70	10P-40	100
	500	3,000	7P-50	70	10P-50	100
	600	3,000	7P-60	70	10P-60	100
	700	3,000	*	70	10P-70	100
	800	3,000	7P-80	70	10P-80	100
	900	3,000	*	70	10P-90	100
	1,000	3,000	*	70	10P-100	100
	1,200	3,000	*	70	10P-120	100
热镀锌	200	3,000	7Z-20	70	10Z-20	100
	300	3,000	7Z-30	70	10Z-30	100
	400	3,000	7Z-40	70	10Z-40	100
	500	3,000	7Z-50	70	10Z-50	100
	600	3,000	7Z-60	70	10Z-60	100
	700	3,000	*	70	10Z-70	100
	800	3,000	7Z-80	70	10Z-80	100
	900	3,000	*	70	10Z-90	100
	1,000	3,000	*	70	10Z-100	100
	1,200	3,000	*	70	10Z-120	100

共通

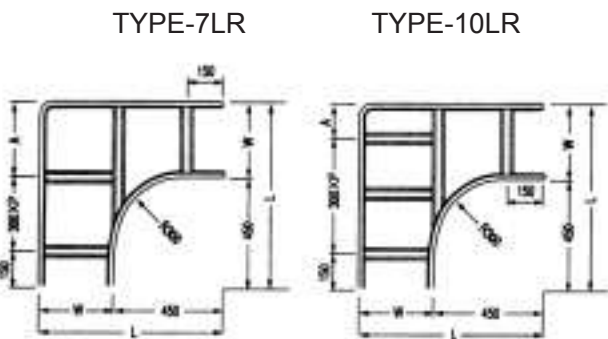


### 水平弯通(圆角型)



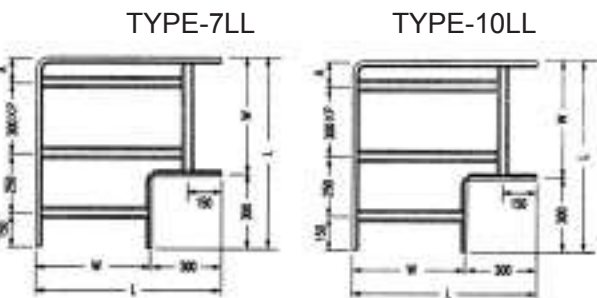
型式	W(mm)	L(MM)	70H	H(mm)	100H	H(mm)
静电喷涂	200	650	7RP-20	70	10RP-20	100
	300	750	7RP-30	70	10RP-30	100
	400	850	7RP-40	70	10RP-40	100
	500	950	7RP-50	70	10RP-50	100
	600	1,050	7RP-60	70	10RP-60	100
	700	1,150	*	70	10RP-70	100
	800	1,250	7RP-80	70	10RP-80	100
	900	1,350	*	70	10RP-90	100
	1,000	1,450	*	70	10RP-100	100
	1,200	1,550	*	70	10RP-120	100
热镀锌	200	650	7RZ-20	70	10RZ-20	100
	300	750	7RZ-30	70	10RZ-30	100
	400	850	7RZ-40	70	10RZ-40	100
	500	950	7RZ-50	70	10RZ-50	100
	600	1,050	7RZ-60	70	10RZ-60	100
	700	1,150	*	70	10RZ-70	100
	800	1,250	7RZ-80	70	10RZ-80	100
	900	1,350	*	70	10RZ-90	100
	1,000	1,450	*	70	10RZ-100	100
	1,200	1,550	*	70	10RZ-120	100

### 外直角水平弯通



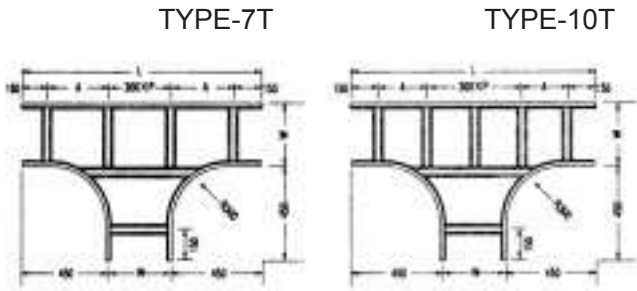
型式	W(mm)	L(MM)	70H	H(mm)	100H	H(mm)
静电喷涂	200	650	7LRP-20	70	10LRP-20	100
	300	750	7LRP-30	70	10LRP-30	100
	400	850	7LRP-40	70	10LRP-40	100
	500	950	7LRP-50	70	10LRP-50	100
	600	1,050	7LRP-60	70	10LRP-60	100
	700	1,150	*	70	10LRP-70	100
	800	1,250	7LRP-80	70	10LRP-80	100
	900	1,350	*	70	10LRP-90	100
	1,000	1,450	*	70	10LRP-100	100
	1,200	1,550	*	70	10LRP-120	100
热镀锌	200	650	7LRZ-20	70	10LRZ-20	100
	300	750	7LRZ-30	70	10LRZ-30	100
	400	850	7LRZ-40	70	10LRZ-40	100
	500	950	7LRZ-50	70	10LRZ-50	100
	600	1,050	7LRZ-60	70	10LRZ-60	100
	700	1,150	*	70	10LRZ-70	100
	800	1,250	7LRZ-80	70	10LRZ-80	100
	900	1,350	*	70	10LRZ-90	100
	1,000	1,450	*	70	10LRZ-100	100
	1,200	1,550	*	70	10LRZ-120	100

### 内外直角水平弯通



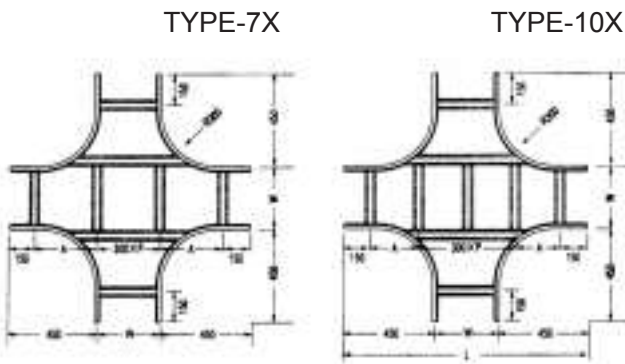
型式	W(mm)	L(MM)	70H	H(mm)	100H	H(mm)
静电喷涂	200	500	7LLP-20	70	10LLP-20	100
	300	600	7LLP-30	70	10LLP-30	100
	400	700	7LLP-40	70	10LLP-40	100
	500	800	7LLP-50	70	10LLP-50	100
	600	900	7LLP-60	70	10LLP-60	100
	700	1,000	*	70	10LLP-70	100
	800	1,100	7LLP-80	70	10LLP-80	100
	900	1,200	*	70	10LLP-90	100
	1,000	1,300	*	70	10LLP-100	100
	1,200	1,500	*	70	10LLP-120	100
热镀锌	200	500	7LLZ-20	70	10LLZ-20	100
	300	600	7LLZ-30	70	10LLZ-30	100
	400	700	7LLZ-40	70	10LLZ-40	100
	500	800	7LLZ-50	70	10LLZ-50	100
	600	900	7LLZ-60	70	10LLZ-60	100
	700	1,000	*	70	10LLZ-70	100
	800	1,100	7LLZ-80	70	10LLZ-80	100
	900	1,200	*	70	10LLZ-90	100
	1,000	1,300	*	70	10LLZ-100	100
	1,200	1,400	*	70	10LLZ-120	100

### 水平三通



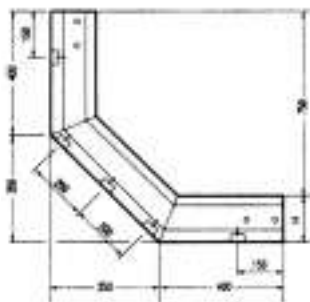
型式	W(mm)	L(MM)	70H	H(mm)	100H	H(mm)
静电喷涂	200	1,100	7TP-20	70	10TP-20	100
	300	1,200	7TP-30	70	10TP-30	100
	400	1,300	7TP-40	70	10TP-40	100
	500	1,400	7TP-50	70	10TP-50	100
	600	1,500	7TP-60	70	10TP-60	100
	700	1,600	*	70	10TP-70	100
	800	1,700	7TP-80	70	10TP-80	100
	900	1,800	*	70	10TP-90	100
	1,000	1,900	*	70	10TP-100	100
	1,200	2,100	*	70	10TP-120	100
热镀锌	200	1,100	7TZ-20	70	10TZ-20	100
	300	1,200	7TZ-30	70	10TZ-30	100
	400	1,300	7TZ-40	70	10TZ-40	100
	500	1,400	7TZ-50	70	10TZ-50	100
	600	1,500	7TZ-60	70	10TZ-60	100
	700	1,600	*	70	10TZ-70	100
	800	1,700	7TZ-80	70	10TZ-80	100
	900	1,800	*	70	10TZ-90	100
	1,000	1,900	*	70	10TZ-100	100
	1,200	2,100	*	70	10TZ-120	100

### 水平四通

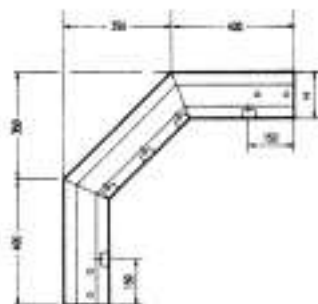


型式	W(mm)	L(MM)	70H	H(mm)	100H	H(mm)
静电喷涂	200	1,100	7XP-20	70	10XP-20	100
	300	1,200	7XP-30	70	10XP-30	100
	400	1,300	7XP-40	70	10XP-40	100
	500	1,400	7XP-50	70	10XP-50	100
	600	1,500	7XP-60	70	10XP-60	100
	700	1,600	*	70	10XP-70	100
	800	1,700	7XP-80	70	10XP-80	100
	900	1,800	*	70	10XP-90	100
	1,000	1,900	*	70	10XP-100	100
	1,200	2,100	*	70	10XP-120	100
热镀锌	200	1,100	7XZ-20	70	10XZ-20	100
	300	1,200	7XZ-30	70	10XZ-30	100
	400	1,300	7XZ-40	70	10XZ-40	100
	500	1,400	7XZ-50	70	10XZ-50	100
	600	1,500	7XZ-60	70	10XZ-60	100
	700	1,600	*	70	10XZ-70	100
	800	1,700	7XZ-80	70	10XZ-80	100
	900	1,800	*	70	10XZ-90	100
	1,000	1,900	*	70	10XZ-100	100
	1,200	2,100	*	70	10XZ-120	100

### 垂直凹弯通



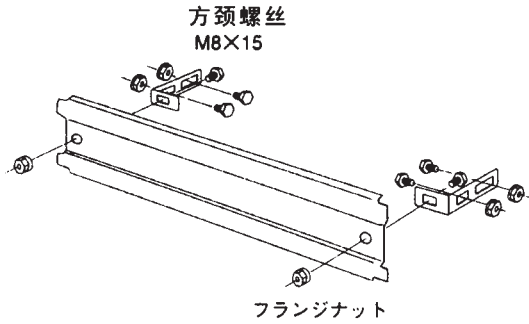
### 垂直凸弯通



型式	W(mm)	70H	H(mm)	100H	H(mm)
静电喷涂	200	(IN)(OUT)7BP-20	70	(IN)(OUT)10BP-20	100
	300	(IN)(OUT)7BP-30	70	(IN)(OUT)10BP-30	100
	400	(IN)(OUT)7BP-40	70	(IN)(OUT)10BP-40	100
	500	(IN)(OUT)7BP-50	70	(IN)(OUT)10BP-50	100
	600	(IN)(OUT)7BP-60	70	(IN)(OUT)10BP-60	100
	700	*	70	(IN)(OUT)10BP-70	100
	800	(IN)(OUT)7BP-80	70	(IN)(OUT)10BP-80	100
	900	*	70	(IN)(OUT)10BP-90	100
	1,000	*	70	(IN)(OUT)10BP-100	100
	1,200	*	70	(IN)(OUT)10BP-120	100
热镀锌	200	(IN)(OUT)7BZ-20	70	(IN)(OUT)10BZ-20	100
	300	(IN)(OUT)7BZ-30	70	(IN)(OUT)10BZ-30	100
	400	(IN)(OUT)7BZ-40	70	(IN)(OUT)10BZ-40	100
	500	(IN)(OUT)7BZ-50	70	(IN)(OUT)10BZ-50	100
	600	(IN)(OUT)7BZ-60	70	(IN)(OUT)10BZ-60	100
	700	*	70	(IN)(OUT)10BZ-70	100
	800	(IN)(OUT)7BZ-80	70	(IN)(OUT)10BZ-80	100
	900	*	70	(IN)(OUT)10BZ-90	100
	1,000	*	70	(IN)(OUT)10BZ-100	100
	1,200	*	70	(IN)(OUT)10BZ-120	100

### 桥架封头

TYPE-7JEP & 10EP



### 水平封头

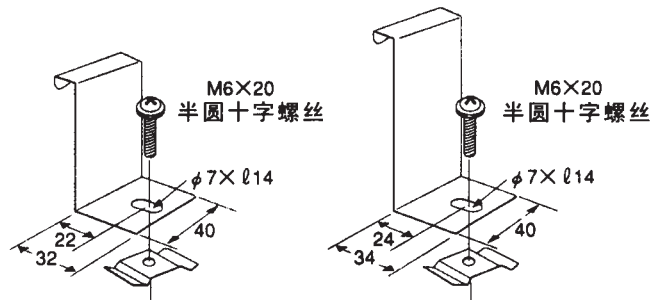
型式	W(mm)	70H	H(mm)	100H	H(mm)
静电喷涂	200	7EP-20	70	10EP-20	100
	300	7EP-30	70	10EP-30	100
	400	7EP-40	70	10EP-40	100
	500	7EP-50	70	10EP-50	100
	600	7EP-60	70	10EP-60	100
	700	*	70	10EP-70	100
	800	7EP-80	70	10EP-80	100
	900	*	70	10EP-90	100
	1,000	*	70	10EP-100	100
	1,200	*	70	10EP-120	100
热镀锌	200	7EZ-20	70	10EZ-20	100
	300	7EZ-30	70	10EZ-30	100
	400	7EZ-40	70	10EZ-40	100
	500	7EZ-50	70	10EZ-50	100
	600	7EZ-60	70	10EZ-60	100
	700	*	70	10EZ-70	100
	800	7EZ-80	70	10EZ-80	100
	900	*	70	10EZ-90	100
	1,000	*	70	10EZ-100	100
	1,200	*	70	10EZ-120	100

### 固定压板

TYPE-7SP

TYPE-10SP

固定压板				
	70H	H(mm)	100H	H(mm)
静电喷涂	7SP	70	10SP	100
热镀锌	7SZ	70	10SZ	100

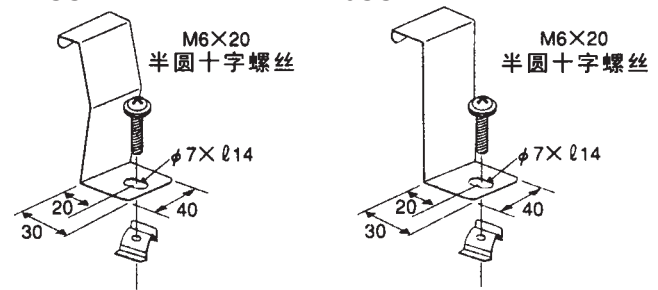


### 连接部固定压板

TYPE-7SS

TYPE-10SS

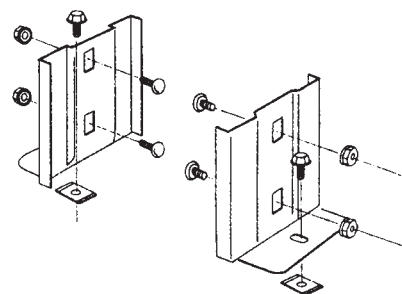
连接部固定压板				
	70H	H(mm)	100H	H(mm)
静电喷涂	7SSP	70	10SSP	100
热镀锌	7SSZ	70	10SSZ	100



### 桥架支撑件

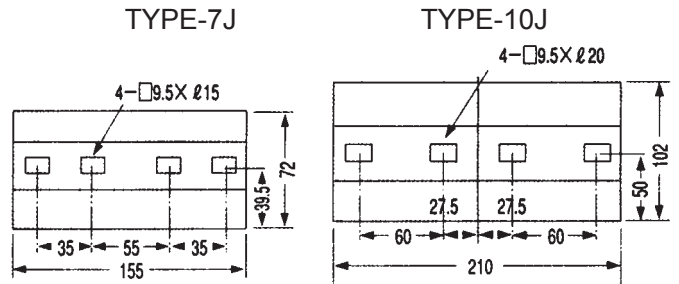
TYPE-7BC & TYPE10BC

桥架支撑件				
	70H	H(mm)	100H	H(mm)
静电喷涂	7BCP	70	10BCP	100
热镀锌	7BCZ	70	10BCZ	100



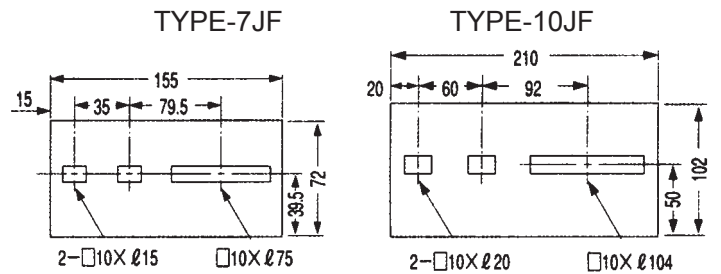
### 连接件

直连型				
静电喷涂	70H	H(mm)	100H	H(mm)
	7JP	70	10JP	100
热镀锌	7JZ	70	10JZ	100



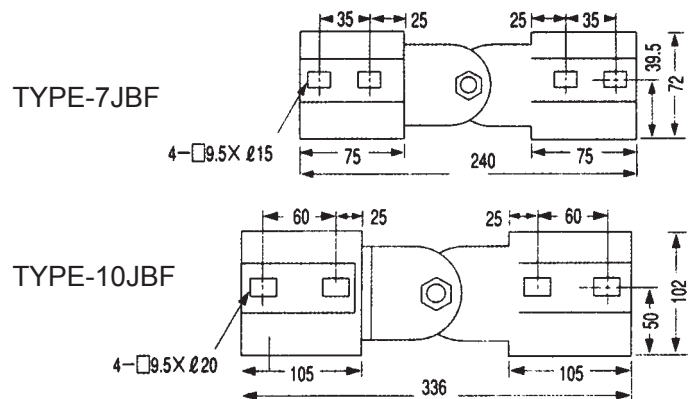
### 伸缩连接件

伸缩型				
静电喷涂	70H	H(mm)	100H	H(mm)
	7JFP	70	10JFP	100
热镀锌	7JFZ	70	10JFZ	100



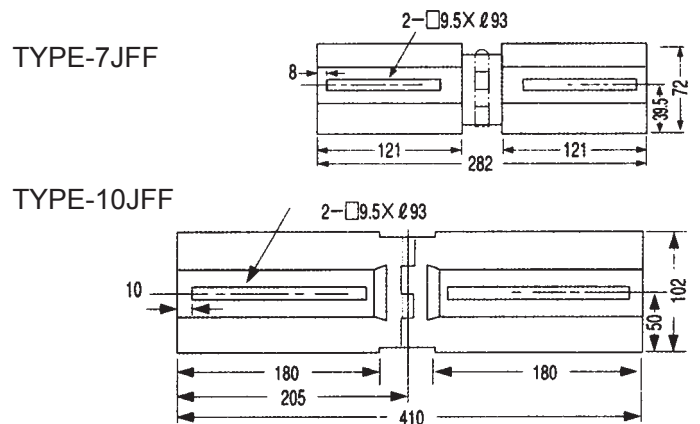
### 垂直转动连接件

垂直转动型				
静电喷涂	70H	H(mm)	100H	H(mm)
	7JBFP	70	10JBFP	100
热镀锌	7JBFZ	70	10JBFZ	100



### 水平转动连接件

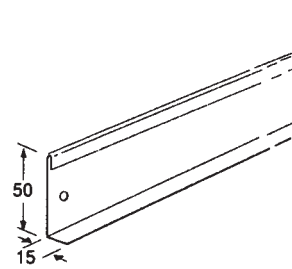
水平转动型				
静电喷涂	70H	H(mm)	100H	H(mm)
	7JEEP	70	10JEEP	100
热镀锌	7JEEZ	70	10JEEZ	100



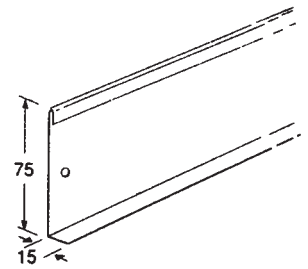
### 直通隔板

直通型				
静电喷涂	70H	H(mm)	100H	H(mm)
	7DFP	50	10DFP	75
热镀锌	7DFZ	50	10DFZ	75

TYPE-7DF



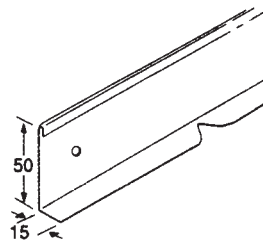
TYPE-10DF



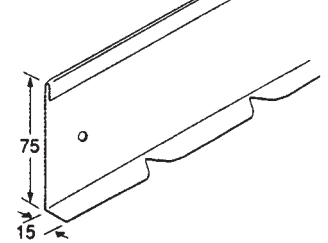
### 水平弯通隔板

水平弯通型				
静电喷涂	70H	H(mm)	100H	H(mm)
	7DFRP	50	10DFRP	75
热镀锌	7DFRZ	50	10DFRZ	75

TYPE-7DFR



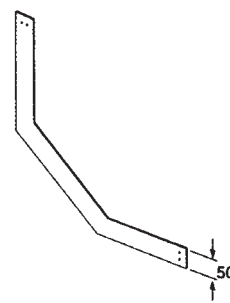
TYPE-10DFR



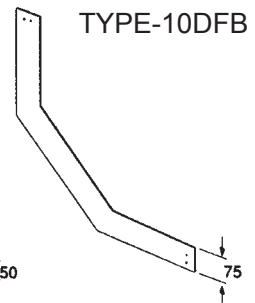
### 垂直弯通隔板

垂直弯通型				
静电喷涂	70H	H(mm)	100H	H(mm)
	7DFBP	50	10DFBP	75
热镀锌	7DFBZ	50	10DFBZ	75

TYPE-7DFB



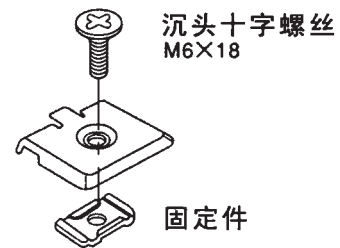
TYPE-10DFB



### 隔板固定板

隔板固定板	
静电喷涂	DFSP
热镀锌	DFSZ

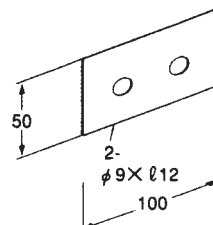
TYPE-DFS



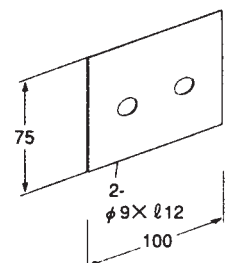
### 隔板连接件

隔板连接件				
静电喷涂	70H	H(mm)	100H	H(mm)
	7DFJP	50	10DFJP	75
热镀锌	7DFJZ	50	10DFJZ	75

TYPE-7DFJ



TYPE-10DFJ



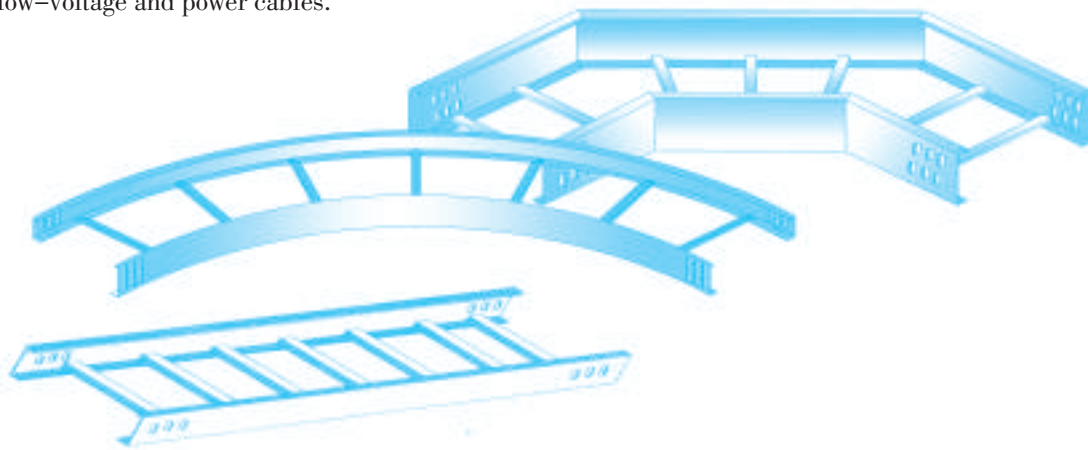
# 梯级式桥架

## Ladder Support

### XQJ-T

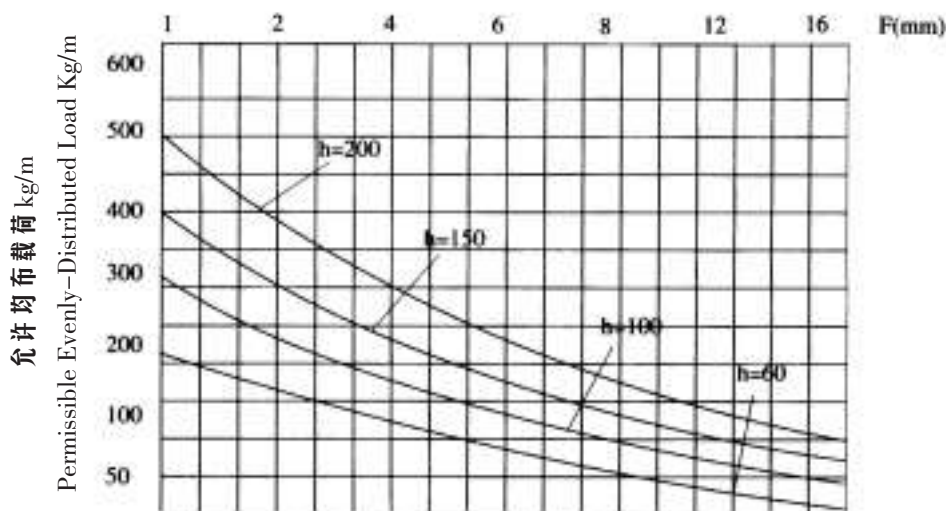
梯级式桥架等根据国外有关技术资料及我厂产品的特点。改进而成。它具有重量轻、成本低、造型别具、通风散热性能好等特点。它适用于一般直径较大电缆的敷设，特别适用于高、低压、动力电缆的敷设。

Ladder-type cable support systems are products manufactured at this factory by referring to relevant technical data of other countries and maintaining the characteristics of the original products of this factory. It features small weight, low cost, unique shaping, fine permeability and quick heat dissipation. It is applicable for laying of big-diameter cables, especially high-voltage, low-voltage and power cables.

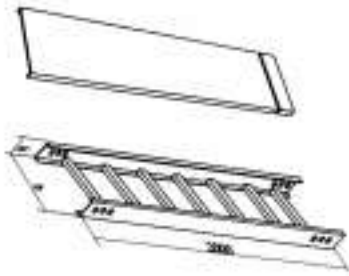


XQJ-T 梯级式电缆桥架在不同跨距下最大允许均布载荷变形量见下图

Diagram Showing Deformation under Permissible Max. Evenly-Distributed Load of XQJ-T Ladder-Type Cable Support Systems with Different Spans

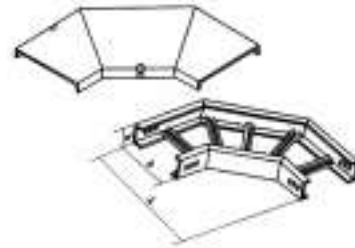


梯级式水平直通桥架盖体 XQJ-T-01  
Stair-Type Straight-Way Bridge frame Cover Body



序号 No.	型号 Model	b	h	架体 kg Body	护罩 kg Cover	备注 Remarks
1	T-01-6-1		60	7.60		
2	T-01-10-1	100	100	9.60	4.30	高度 h 为 60、100 时,每端各 6 只连接孔。
3	T-01-15-1		150	12.10		
4	T-01-6-2		60	11.60		
5	T-01-10-2	200	100	14.60	9.40	When height h is 60,100 each end has 6 connecting holes.
6	T-01-15-2		150	25.40		
7	T-01-6-3		60	12.60		
8	T-01-10-3	300	100	18.50	13.20	When height h is 150 each end as 12 connecting holes.
9	T-01-15-3		150	27.70		
10	T-01-6-4		60	18.50		
11	T-01-10-4	400	100	22.30	19.9	When height h is 150,each end as 12 connecting holes.
12	T-01-15-4		150	28.90		
13	T-01-6-5		60	20.90		
14	T-01-10-5	500	100	23.70	24.5	When height h is 150,each end as 12 connecting holes.
15	T-01-15-5		150	29.60		
16	T-01-6-6		60	22.80		
17	T-01-10-6	600	100	25.60	34.8	When height h is 150,each end as 12 connecting holes.
18	T-01-15-6		150	30.30		
19	T-01-6-8		60	27.70		
20	T-01-10-8	800	100	32.20	48.5	
21	T-01-15-8		150	37.90		

梯级式水平弯通盖体 XQJ-T-02A<sub>1</sub>  
Stair-Type Horizontal Curved-Way Cover Body



序号 No.	型号 Model	b	h	L	架体 kg Body	护罩 kg Cover	备注 Remarks
1	T-02A <sub>1</sub> -6-1		60		3.10		
2	T-02A <sub>1</sub> -10-1	100	100	400	3.80	1.5	高度 h 为 60、100 时,每端各 6 只连接孔。
3	T-02A <sub>1</sub> -15-1		150		5.60	1.7	
4	T-02A <sub>1</sub> -6-2		60	500	5.50	3.3	When height h is 60,100 each end has 6 connecting holes.
5	T-02A <sub>1</sub> -10-2	200	100		6.40	4.2	When height h is 150 each end has 6 connecting holes.
6	T-02A <sub>1</sub> -15-2		150		12.30	4.2	
7	T-02A <sub>1</sub> -6-3		60	600	7.60	4.9	When height h is 150 each end has 6 connecting holes.
8	T-02A <sub>1</sub> -10-3	300	100		8.90	5.1	When height h is 150 each end has 6 connecting holes.
9	T-02A <sub>1</sub> -15-3		150		14.50	5.1	
10	T-02A <sub>1</sub> -6-4		60	700	9.70	6.5	When height h is 150 each end as 12 connecting holes.
11	T-02A <sub>1</sub> -10-4	400	100		11.20	7.8	When height h is 150,each end as 12 connecting holes.
12	T-02A <sub>1</sub> -15-4		150		16.50	7.8	
13	T-02A <sub>1</sub> -6-5		60	800	11.50	8.7	When height h is 150,each end as 12 connecting holes.
14	T-02A <sub>1</sub> -10-5	500	100		13.20	10.7	When height h is 150,each end as 12 connecting holes.
15	T-02A <sub>1</sub> -15-5		150		16.70	10.7	
16	T-02A <sub>1</sub> -6-6		60	900	13.40	14.9	When height h is 150,each end as 12 connecting holes.
17	T-02A <sub>1</sub> -10-6	600	100		15.20	17.2	When height h is 150,each end as 12 connecting holes.
18	T-02A <sub>1</sub> -15-6		150	1000	21.80	17.2	
19	T-02A <sub>1</sub> -6-8		60	1100	17.10	22.9	
20	T-02A <sub>1</sub> -10-8	800	100		19.30	25.6	
21	T-02A <sub>1</sub> -15-8		150	1200	23.20	25.6	

梯级式水平弯通盖体 XQJ-T-02A<sub>2</sub>  
Stair-Type Horizontal Curved-Way Cover Body



序号 No.	型号 Model	b	h	L	架体 kg Body	备注 Remarks
1	T-02A <sub>2</sub> -6-1		60		5.74	
2	T-02A <sub>2</sub> -10-1	100	100	500	6.83	高度 h 为 60、100 时,每端各 6 只连接孔。
3	T-02A <sub>2</sub> -15-1		150		12.31	
4	T-02A <sub>2</sub> -6-2		60	600	7.37	When height h is 60,100 each end has 6 connecting holes.
5	T-02A <sub>2</sub> -10-2	200	100		8.42	When height h is 150 each end as 12 connecting holes.
6	T-02A <sub>2</sub> -15-2		150		14.73	
7	T-02A <sub>2</sub> -6-3		60	700	7.85	When height h is 150,each end as 12 connecting holes.
8	T-02A <sub>2</sub> -10-3	300	100		9.68	When height h is 150,each end as 12 connecting holes.
9	T-02A <sub>2</sub> -15-3		150		16.71	
10	T-02A <sub>2</sub> -6-4		60	800	22.28	
11	T-02A <sub>2</sub> -10-4	400	100		10.03	
12	T-02A <sub>2</sub> -15-4		150		12.12	
13	T-02A <sub>2</sub> -6-5		60	900	18.86	
14	T-02A <sub>2</sub> -10-5	500	100		25.15	
15	T-02A <sub>2</sub> -15-5		150		12.20	
16	T-02A <sub>2</sub> -6-6		60	1000	14.60	
17	T-02A <sub>2</sub> -10-6	600	100		21.40	
18	T-02A <sub>2</sub> -15-6		150		28.53	
19	T-02A <sub>2</sub> -6-8		60	1100	13.59	
20	T-02A <sub>2</sub> -10-8	800	100		16.25	
21	T-02A <sub>2</sub> -15-8		150		25.40	
22	T-02A <sub>2</sub> -20-8		200	1600	33.87	

注:02A<sub>2</sub>系列弯通配有护罩需配护罩在订货时按注明重量另计。  
Note: The 02A<sub>2</sub> series supports are provided with covers.  
Please indicate in order when required.  
Their weight is not included.

梯级式水平弯通盖体 XQJ-T-02B  
Stair-Type Horizontal Curved-Way Cover Body

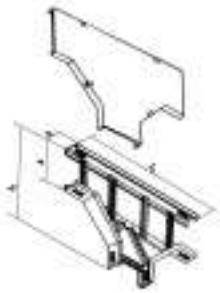


序号 No.	型号 Model	b	h	L	架体 kg Body	护罩 kg Cover	备注 Remarks
1	T-02B-6-1		60		2.90	1.20	
2	T-02B-10-1	100	100	200	3.50	1.40	高度 h 为 60、100 时,每端各 6 只连接孔。
3	T-02B-15-1		150		4.90	1.40	
4	T-02B-6-2		60	250	4.90	2.90	When height h is 60,100 each end has 6 connecting holes.
5	T-02B-10-2	200	100		5.70	3.40	When height h is 150 each end has 6 connecting holes.
6	T-02B-15-2		150		7.60	3.40	
7	T-02B-6-3		60	300	6.80	4.30	When height h is 150 each end as 12 connecting holes.
8	T-02B-10-3	300	100		7.80	5.40	When height h is 150 each end as 12 connecting holes.
9	T-02B-15-3		150		9.60	5.40	
10	T-02B-6-4		60	350	10.30	6.70	When height h is 150 each end as 12 connecting holes.
11	T-02B-10-4	400	100		12.10	8.20	When height h is 150,each end as 12 connecting holes.
12	T-02B-15-4		150		15.10	8.20	
13	T-02B-6-5		60	400	12.50	10.30	When height h is 150,each end as 12 connecting holes.
14	T-02B-10-5	500	100		14.50	13.50	When height h is 150,each end as 12 connecting holes.
15	T-02B-15-5		150		17.50	13.50	
16	T-02B-6-6		60	450	14.70	18.80	When height h is 150,each end as 12 connecting holes.
17	T-02B-10-6	600	100		16.90	20.30	When height h is 150,each end as 12 connecting holes.
18	T-02B-15-6		150	500	20.90	20.30	
19	T-02B-6-8		60	550	19.10	30.90	
20	T-02B-10-8	800	100		21.90	32.90	
21	T-02B-15-8		150	600	26.60	32.90	

注: α 在 150°、135°、120° 间选择用。

Notes: α is elected among 150°、135°、120°。

梯级式水平三通盖体 XQJ-T-03A  
Stair-Type Horizontal 3-Way Cover Body



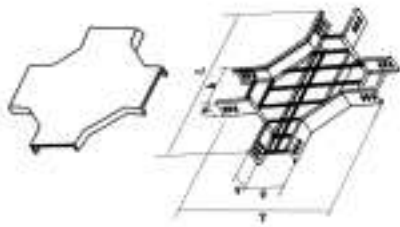
序号 No.	型号 Model	b	h	L <sub>1</sub>	L <sub>2</sub>	架体重量 kg Body	护罩重量 kg Cover	备注 Remarks
1	T-03A-6-1		60			4.70		
2	T-03A-10-1	100	100	700	400	5.60	2.80	高度h为60、100时,每端各6只连接孔。
3	T-03A-15-1		150	900		8.60	4.30	
4	T-03A-6-2		60	800	500	6.30	5.20	When height h is 60,100 each end has 6 connecting holes.
5	T-03A-10-2	200	100			7.40		
6	T-03A-15-2		150	1000		12.40	6.20	
7	T-03A-6-3		60	900	600	8.10	6.90	
8	T-03A-10-3	300	100			9.30		
9	T-03A-15-3		150	1100		14.60	9.30	
10	T-03A-6-4		60	1000	700	13.30	9.50	高度h为150时,每端各12只连接孔。
11	T-03A-10-4	400	100			15.10		
12	T-03A-15-4		150	1200		19.80	12.30	
13	T-03A-6-5		60	1100	800	15.50	15.60	When height h is 150,each end as 12 connecting holes.
14	T-03A-10-5	500	100			17.50		
15	T-03A-15-5		150	1300		22.30	18.50	
16	T-03A-6-6		60	1200	900	17.80	22.80	
17	T-03A-10-6	600	100			19.90		
18	T-03A-15-6		150	1400	1000	24.80	28.20	
19	T-03A-6-8		60			24.50		
20	T-03A-10-8	800	100	1600	1100	27.30	39.20	
21	T-03A-15-8		150		1200	29.70	42.10	

梯级式水平三通盖体 XQJ-T-03B  
Stair-Type Horizontal 3-Way Cover Body



序号 No.	型号 Model	b	h	L <sub>1</sub>	L <sub>2</sub>	架体重量 kg Body	护罩重量 kg Cover	备注 Remarks
1	T-03B-6-2		60			8.37		
2	T-03B-10-2	100	100	800	500	10.42		高度h为60、100时,每端各6只连接孔。
3	T-03B-15-2		150	1000		19.08		
4	T-03B-6-3		60	900	600	10.77		When height h is 60,100 each end has 6 connecting holes.
5	T-03B-10-3	200	100			12.12		
6	T-03B-15-3		150	1100		21.01		
7	T-03B-6-4		60	1000	700	12.07		高度h为150时,每端各12只连接孔。
8	T-03B-10-4	300	100			14.43		
9	T-03B-15-4		150	1200		23.83		
10	T-03B-6-4		60	1100	800	31.76		When height h is 150,each end as 12 connecting holes.
11	T-03B-10-5	400	100			13.78		
12	T-03B-15-5		150	1100		16.32		
13	T-03B-6-5		60	1300	900	26.07		高度h为150时,每端各12只连接孔。
14	T-03B-10-5	500	100			34.76		
15	T-03B-15-6		150	1200		15.40		When height h is 150,each end as 12 connecting holes.
16	T-03B-6-6		60			18.20		
17	T-03B-10-6	600	100			28.30		
18	T-03B-15-6		150	1400	1000	37.73		
19	T-03B-6-8		60			18.72		
20	T-03B-10-8	800	100	1100		21.58		
21	T-03B-15-8		150		1600	30.81		
22	T-03B-20-8		200		1200	41.08		

梯级式水平四通盖体 XQJ-T-04A  
Stair-Type Horizontal 4-Way Cover Body



序号 No.	型号 Model	b	h	L	架体重量 kg Body	护罩重量 kg Cover	备注 Remarks
1	T-04A-6-1		60		6.20	4.30	
2	T-04A-10-1	100	100	700	7.40	4.30	高度h为60、100时,每端各6只连接孔。
3	T-04A-15-1		150	900	10.90	6.30	
4	T-04A-6-2		60	800	8.20	7.80	When height h is 60,100 each end has 6 connecting holes.
5	T-04A-10-2	200	100		9.30	7.80	
6	T-04A-15-2		150	1000	15.30	8.80	
7	T-04A-6-3		60	900	11.70	12.60	高度h为150时,每端各12只连接孔。
8	T-04A-10-3	300	100		13.10	12.60	
9	T-04A-15-3		150	1100	19.90	15.20	
10	T-04A-6-4		60	1000	17.10	15.30	When height h is 150,each end as 12 connecting holes.
11	T-04A-10-4	400	100		19.30	15.30	
12	T-04A-15-4		150	1200	23.90	18.60	
13	T-04A-6-5		60	1100	19.80	21.40	
14	T-04A-10-5	500	100		21.80	21.40	
15	T-04A-15-5		150	1300	26.90	26.30	
16	T-04A-6-6		60	1200	22.90	28.60	
17	T-04A-10-6	600	100		24.80	28.60	
18	T-04A-15-6		150	1400	29.90	36.60	
19	T-04A-6-8		60		32.80	41.50	
20	T-04A-10-8	800	100	1600	34.90	41.50	
21	T-04A-15-8		150		39.80	50.90	

梯级式水平四通盖体 XQJ-T-04B  
Stair-Type Horizontal 4-Way Cover Body



序号 No.	型号 Model	b	h	L <sub>1</sub>	L <sub>2</sub>	架体重量 kg Body	护罩重量 kg Cover	备注 Remarks
1	T-04B-6-2		60			11.03		
2	T-04B-10-2	100	100	800	500	13.27		高度h为60、100时,每端各6只连接孔。
3	T-04B-15-2		150	1000		23.63		
4	T-04B-6-3		60	900	600	13.49		When height h is 60,100 each end has 6 connecting holes.
5	T-04B-10-3	200	100			15.28		
6	T-04B-15-3		150	1100		25.64		
7	T-04B-6-4		60	1000	700	15.43		高度h为150时,每端各12只连接孔。
8	T-04B-10-4	300	100			17.74		
9	T-04B-15-4		150	1200		27.63		
10	T-04B-20-4		200			36.84		
11	T-04B-6-5		60	1100	800	17.52		When height h is 150,each end as 12 connecting holes.
12	T-04B-10-5	400	100			19.89		
13	T-04B-15-5		150	1300		31.72		
14	T-04B-20-5	500	200			42.29		
15	T-04B-6-6		60	1200	900	20.28		When height h is 150,each end as 12 connecting holes.
16	T-04B-10-6	600	100			22.78		
17	T-04B-15-6		150	1400	1000	34.00		
18	T-04B-20-6		200			45.33		
19	T-04B-6-8		60			24.51		
20	T-04B-10-8	800	100	1600	1100	26.94		
21	T-04B-15-8		150		1600	36.29		
22	T-04B-20-8		200		1200	48.39		

梯级式垂直凹弯通盖体 XQJ-T-05A  
Stair-Type Vertical Concave Curved-Way Cover Body



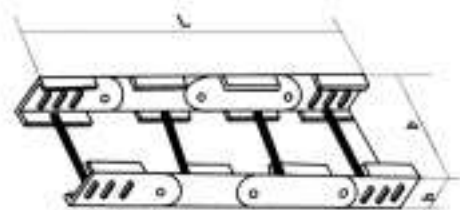
序号 No.	型号 Model	b	h	L	架体 kg Body	护罩 kg Cover	备注 Remarks
1	T-05A-6-1	100	60	360	2.70	1.30	高度h为60、100时,每端各6只连接孔。
2	T-05A-10-1		100	400	4.20	1.60	
3	T-05A-15-1		150	550	5.40	2.70	
4	T-05A-6-2	200	60	360	4.30	2.90	When height h is 60,100 each end has 6 connecting holes.
5	T-05A-10-2		100	400	5.90	3.60	
6	T-05A-15-2		150	550	8.90	8.10	
7	T-05A-6-3	300	60	360	4.70	4.20	高度h为150时,每端各12只连接孔。
8	T-05A-10-3		100	400	6.50	5.20	
9	T-05A-15-3		150	550	10.30	6.30	
10	T-05A-6-4	400	60	360	7.10	5.50	When height h is 150,each end as 12 connecting holes.
11	T-05A-10-4		100	400	8.30	6.70	
12	T-05A-15-4		150	550	12.60	8.20	
13	T-05A-6-5	500	60	360	8.90	6.70	When height h is 150,each end as 12 connecting holes.
14	T-05A-10-5		100	400	9.30	8.60	
15	T-05A-15-5		150	550	13.30	9.90	
16	T-05A-6-6	600	60	360	9.50	9.90	When height h is 150,each end as 12 connecting holes.
17	T-05A-10-6		100	400	10.20	12.10	
18	T-05A-15-6		150	550	14.28	14.90	
19	T-05A-6-8	800	60	360	10.90	12.90	
20	T-05A-10-8		100	400	13.90	15.90	
21	T-05A-15-8		150	550	18.50	19.50	

梯级式垂直凹弯通盖体 XQJ-T-05B  
Stair-Type Vertical Concave Curved-Way Cover Body



序号 No.	型号 Model	b	h	L	架体 kg Body	护罩 kg Cover	备注 Remarks
1	T-05B-6-1	100	60	360	2.70	1.30	高度h为60、100时,每端各6只连接孔。
2	T-05B-10-1		100	400	4.20	1.60	
3	T-05B-15-1		150	550	5.40	2.70	
4	T-05B-6-2	200	60	360	4.30	2.90	When height h is 60,100 each end has 6 connecting holes.
5	T-05B-10-2		100	400	5.90	3.60	
6	T-05B-15-2		150	550	8.90	8.10	
7	T-05B-6-3	300	60	360	4.70	4.20	高度h为150时,每端各12只连接孔。
8	T-05B-10-3		100	400	6.50	5.20	
9	T-05B-15-3		150	550	10.30	6.30	
10	T-05B-6-4	400	60	360	7.10	5.50	When height h is 150,each end as 12 connecting holes.
11	T-05B-10-4		100	400	8.30	6.70	
12	T-05B-15-4		150	550	12.60	8.20	
13	T-05B-6-5	500	60	360	8.90	6.70	When height h is 150,each end as 12 connecting holes.
14	T-05B-10-5		100	400	9.30	8.60	
15	T-05B-15-5		150	550	13.30	9.90	
16	T-05B-6-6	600	60	360	9.50	9.90	When height h is 150,each end as 12 connecting holes.
17	T-05B-10-6		100	400	10.20	12.10	
18	T-05B-15-6		150	550	14.5	14.90	
19	T-05B-6-8	800	60	360	10.90	12.90	
20	T-05B-10-8		100	400	13.90	15.90	
21	T-05B-15-8		150	550	18.50	19.50	

梯级式垂直转动弯通盖体 XQJ-T-05C  
Stair-Type Vertical Turning Curved-Way Cover Body



序号 No.	型号 Model	b	h	L	架体 kg Body	护罩 kg Cover	备注 Remarks
1	T-05C-6-1	100	60	660	3.70		高度h为60、100时,每端各6只连接孔。
2	T-05C-10-1		100	700	4.90		
3	T-05C-15-1		150	700	7.40		
4	T-05C-6-2	200	60	660	4.70		When height h is 60,100 each end has 6 connecting holes.
5	T-05C-10-2		100	700	6.30		
6	T-05C-15-2		150	700	11.50		
7	T-05C-6-3	300	60	660	6.60		高度h为150时,每端各12只连接孔。
8	T-05C-10-3		100	700	8.50		
9	T-05C-15-3		150	700	11.40		
10	T-05C-6-4	400	60	660	8.90		When height h is 150,each end as 12 connecting holes.
11	T-05C-10-4		100	700	11.40		
12	T-05C-15-4		150	700	17.40		
13	T-05C-6-5	500	60	660	9.80		When height h is 150,each end as 12 connecting holes.
14	T-05C-10-5		100	700	12.10		
15	T-05C-15-5		150	700	16.20		
16	T-05C-6-6	600	60	700	12.40		When height h is 150,each end as 12 connecting holes.
17	T-05C-10-6		100	700	15.30		
18	T-05C-15-6		150	950	18.40		
19	T-05C-6-8	800	60	700	14.50		
20	T-05C-10-8		100	700	17.50		
21	T-05C-15-8		150	950	21.90		

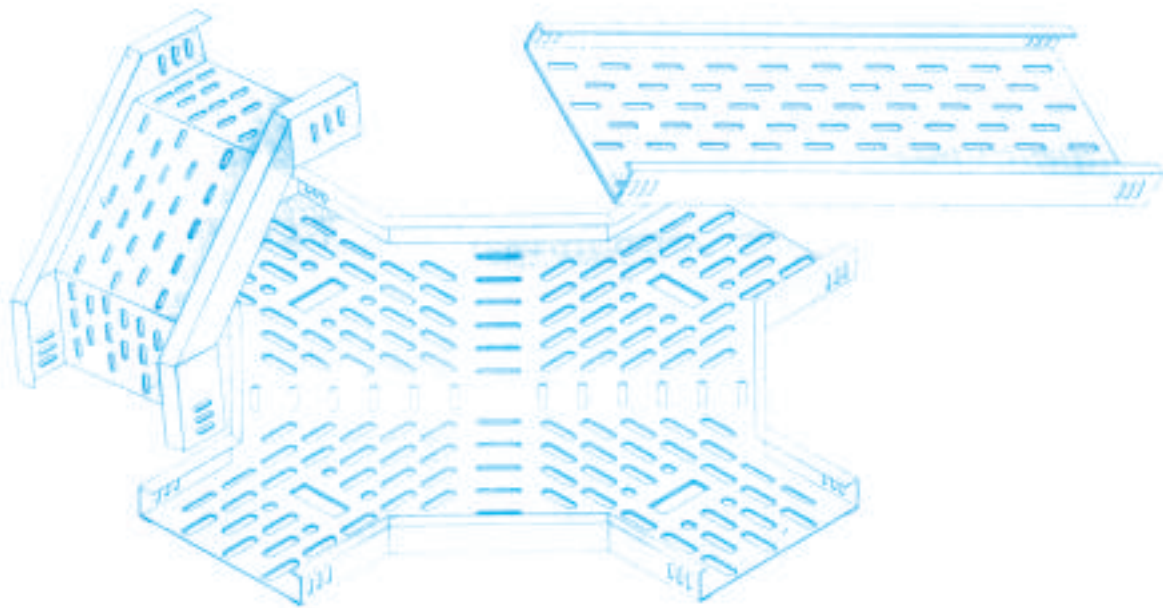
# 托盘式桥架

## Tray Support

### XQJ-P

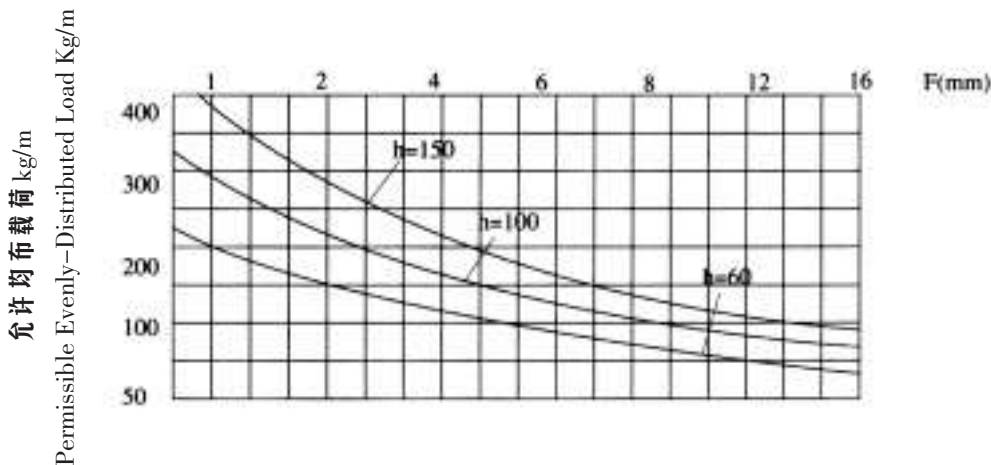
托盘式电缆桥架是石油、化工、电力轻工、电视、电讯等方面应用最广泛的理想电缆敷设装置,它具有重量轻、载荷大、造型美观、结构简单、安装方便、散热透气等优点。

Tray-type cable support systems are ideal cable laying devices most broadly applied in petroleum industry, chemical industry, power and lighting industries, television and telecommunication. It is featured by such advantages as small weight, great loading capacity, good-looking shape, simple structure, convenient erection quick heart dissipation and fine permeability.

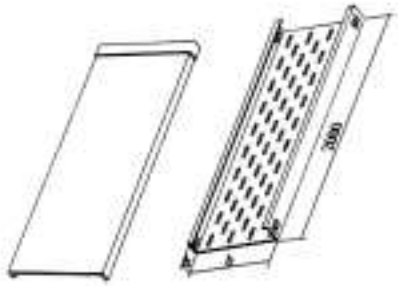


XQJ-P 托盘式电缆桥架在不同跨距下最大允许均布载荷变形量见下图

Diagram Showing Deformation under Permissible Max. Evenly-Distributed Load of XQJ-P Ladder-Type Cable Support Systems with Different Spans

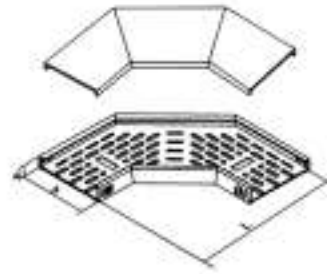


托盘式直通桥架盖体 XQJ-P-01  
Tray-Type Straight-Way Bridge frame Cover Body



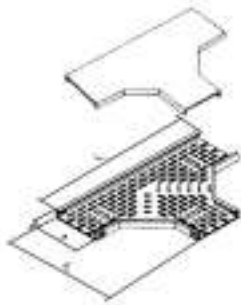
序号 No.	型号 Model	b	h	架体 kg Body	护罩 kg Cover	备注 Remarks
1	P-01-6-1		60	9.50		
2	P-01-10-1	100	100	12.30	4.30	高度 h 为 60、100 时,每端各 6 只连接孔。
3	P-01-15-1		150	18.30		
4	P-01-6-2		60	17.80		
5	P-01-10-2	200	100	24.60	9.40	Each end has 6 connecting holes.
6	P-01-15-2		150	29.30		
7	P-01-6-3		60	26.70		
8	P-01-10-3	300	100	29.70	13.20	When height h is 60、100
9	P-01-15-3		150	35.40		
10	P-01-6-4		60	39.60		
11	P-01-10-4	400	100	44.40	19.90	高度 h 为 150 时,每端各 12 只连接孔。
12	P-01-15-4		150	51.60		
13	P-01-6-5		60	46.50		
14	P-01-10-5	500	100	51.60	24.50	Each end has 12 connecting holes.
15	P-01-15-5		150	58.60		
16	P-01-6-6		60	57.00		
17	P-01-10-6	600	100	62.30	34.80	When height h is 150
18	P-01-15-6		150	68.80		
19	P-01-6-8		60	70.70		
20	P-01-10-8	800	100	77.50	48.50	
21	P-01-15-8		150	84.50		

托盘式水平桥架盖体 XQJ-P-02  
Tray-Type Horizontal Curved-Way Cover Body



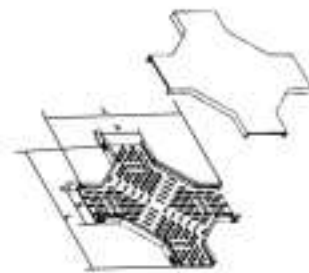
序号 No.	型号 Model	b	h	L	架体 kg Body	护罩 kg Cover	备注 Remarks
1	P-02-6-1		60	400	3.8	1.3	高度 h 为 60、100 时,每端各 6 只连接孔。
2	P-02-10-1	100	100		4.3	1.60	
3	P-02-15-1		150		6.2	2.80	
4	P-02-6-2		60	500	6.3	2.80	Each end has 6 connecting holes.
5	P-02-10-2	200	100		7.6	3.90	When height h is 60、100
6	P-02-15-2		150		11.9	3.20	
7	P-02-6-3		60	600	9.1	3.90	
8	P-02-10-3	300	100		10.6	5.70	高度 h 为 150 时,每端各 12 只连接孔。
9	P-02-15-3		150		16.6	4.70	
10	P-02-6-4		60	700	16.6	5.70	Each end has 12 connecting holes.
11	P-02-10-4	400	100		20.3	7.70	When height h is 150
12	P-02-15-4		150		28.3	6.60	
13	P-02-6-5		60	800	23.9	8.90	Each end has 12 connecting holes.
14	P-02-10-5	500	100		26.8	14.90	When height h is 150
15	P-02-15-5		150		35.9	14.90	
16	P-02-6-6		60	900	30.3	17.20	Each end has 12 connecting holes.
17	P-02-10-6	600	100		33.3	20.80	When height h is 150
18	P-02-15-6		150	1000	38.1	22.90	
19	P-02-6-8		60	1100	39.8	25.60	
20	P-02-10-8	800	100		44.5		
21	P-02-15-8		150	1200	60.1		

托盘式水平三通盖体 XQJ-P-03  
Tray-Type Horizontal 3-Way Cover Body



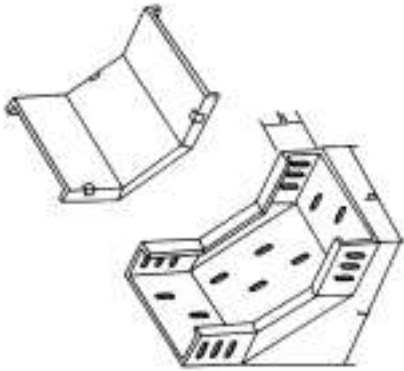
序号 No.	型号 Model	b	h	L1	L2	架体 kg Body	护罩 kg Cover	备注 Remarks
1	P-03-6-1		60			6.80	2.70	高度 h 为 60、100 时,每端各 6 只连接孔。
2	P-03-10-1	100	100	700	400	7.90	4.20	
3	P-03-15-1		150	900		14.90	5.60	Each end has 6 connecting holes.
4	P-03-6-2		60	800	500	9.70	6.90	When height h is 60、100
5	P-03-10-2	200	100			13.40	9.50	
6	P-03-15-2		150	1000		20.20	12.30	高度 h 为 150 时,每端各 12 只连接孔。
7	P-03-6-3		60	900	600	15.60	15.80	Each end has 12 connecting holes.
8	P-03-10-3	300	100			17.50	22.80	When height h is 150
9	P-03-15-3		150	1100		25.20	33.80	
10	P-03-6-4		60	1000	700	25.10	40.30	Each end has 12 connecting holes.
11	P-03-10-4	400	100			27.70	41.50	When height h is 150
12	P-03-15-4		150	1200		39.60	50.90	
13	P-03-6-5		60	1100	800	31.50	62.50	Each end has 12 connecting holes.
14	P-03-10-5	500	100			34.50	65.20	When height h is 150
15	P-03-15-5		150	1300		46.10	84.10	
16	P-03-6-6		60	1200	900	38.40	84.10	Each end has 12 connecting holes.
17	P-03-10-6	600	100			41.60	105.00	When height h is 150
18	P-03-15-6		150	1400	1000	57.10	127.00	
19	P-03-6-8		60	1600	1100	54.70	150.00	
20	P-03-10-8	800	100			57.80	184.00	
21	P-03-15-8		150		1200	68.30	215.00	

托盘式水平四通盖体 XQJ-P-04  
Tray-Type Horizontal 4-Way Cover Body



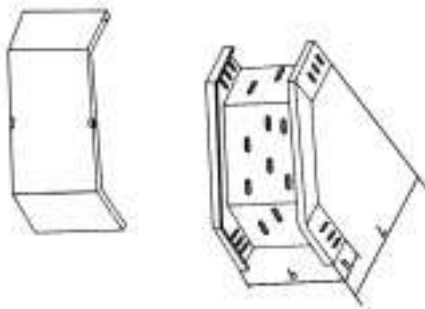
序号 No.	型号 Model	b	h	L	架体 kg Body	护罩 kg Cover	备注 Remarks	
1	P-04-6-1		60			9.10	4.3	高度 h 为 60、100 时,每端各 6 只连接孔。
2	P-04-10-1	100	100	700		13.10	6.3	
3	P-04-15-1		150	900		20.20	7.8	Each end has 6 connecting holes.
4	P-04-6-2		60	800		12.10	8.8	Each end has 6 connecting holes.
5	P-04-10-2	200	100			16.70	12.60	When height h is 60、100
6	P-04-15-2		150	1000		26.30	15.30	
7	P-04-6-3		60	900		19.30	18.70	Each end has 12 connecting holes.
8	P-04-10-3	300	100			21.20	21.40	When height h is 150
9	P-04-15-3		150	1100		30.90	26.30	
10	P-04-6-4		60	1000		28.70	28.60	Each end has 12 connecting holes.
11	P-04-10-4	400	100			32.70	36.60	When height h is 150
12	P-04-15-4		150	1200		47.90	41.50	
13	P-04-6-5		60	1100		37.20	50.90	Each end has 12 connecting holes.
14	P-04-10-5	500	100			40.30	62.50	When height h is 150
15	P-04-15-5		150	1300		56.30	84.10	
16	P-04-6-6		60	1200		44.90	105.00	Each end has 12 connecting holes.
17	P-04-10-6	600	100			47.80	127.00	When height h is 150
18	P-04-15-6		150	1400		65.60	184.00	
19	P-04-6-8		60	1600		62.50	215.00	
20	P-04-10-8	800	100			65.20	250.00	
21	P-04-15-8		150	1600		84.10	315.00	

托盘式垂直凹弯通盖体 XQJ-P-05A  
Tray-Type Vertical Concave Curved-Way Cover Body



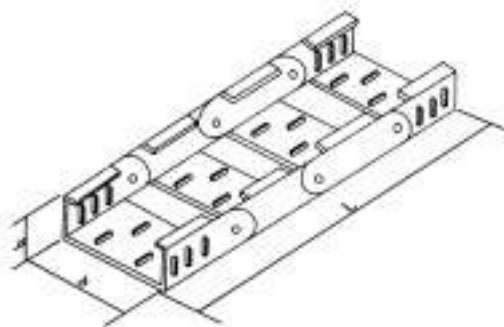
序号 No.	型号 Model	b	h	L	架体 kg Body	护罩 kg Cover	备注 Remarks
1	P-05A-6-1	100	60	360	3.80	1.30	高度 h 为 60、100 时,每端各 6 只连接孔。
2	P-05A-10-1		100	400	5.90	1.60	
3	P-05A-15-1		150	550	10.20	2.70	
4	P-05A-6-2	200	60	360	5.90	2.90	Each end has 6 connecting holes.
5	P-05A-10-2		100	400	8.70	3.60	
6	P-05A-15-2		150	550	12.60	8.10	
7	P-05A-6-3	300	60	360	7.10	4.20	When height h is 60、100
8	P-05A-10-3		100	400	11.30	5.20	
9	P-05A-15-3		150	550	14.40	6.30	
10	P-05A-6-4	400	60	360	11.20	5.50	高度 h 为 150 时,每端各 12 只连接孔。
11	P-05A-10-4		100	400	13.50	6.70	
12	P-05A-15-4		150	550	20.90	8.20	
13	P-05A-6-5	500	60	360	13.20	6.70	Each end has 12 connecting holes.
14	P-05A-10-5		100	400	15.50	8.60	
15	P-05A-15-5		150	550	23.60	9.90	
16	P-05A-6-6	600	60	360	24.80	9.90	when height h is 150
17	P-05A-10-6		100	400	27.20	12.10	
18	P-05A-15-6		150	550	37.40	14.90	
19	P-05A-6-8	800	60	360	31.60	12.90	
20	P-05A-10-8		100	400	34.60	15.90	
21	P-05A-15-8		150	550	47.20	19.50	

托盘式垂直凸弯通盖体 XQJ-P-05B  
Tray-Type Vertical Raised Right-Angle Connector Cover Body



序号 No.	型号 Model	b	h	L	架体 kg Body	护罩 kg Cover	备注 Remarks
1	P-05B-6-1	100	60	360	3.80	1.30	高度 h 为 60、100 时,每端各 6 只连接孔。
2	P-05B-10-1		100	400	5.90	1.60	
3	P-05B-15-1		150	550	10.20	2.70	
4	P-05B-6-2	200	60	360	5.90	2.90	Each end has 6 connecting holes.
5	P-05B-10-2		100	400	8.70	3.60	
6	P-05B-15-2		150	550	12.60	8.10	
7	P-05B-6-3	300	60	360	7.10	4.20	When height h is 60、100
8	P-05B-10-3		100	400	11.30	5.20	
9	P-05B-15-3		150	550	14.40	6.30	
10	P-05B-6-4	400	60	360	11.20	5.50	高度 h 为 150 时,每端各 12 只连接孔。
11	P-05B-10-4		100	400	13.50	6.70	
12	P-05B-15-4		150	550	20.90	8.20	
13	P-05B-6-5	500	60	360	13.20	6.70	Each end has 12 connecting holes.
14	P-05B-10-5		100	400	15.50	8.60	
15	P-05B-15-5		150	550	23.60	9.90	
16	P-05B-6-6	600	60	360	24.80	9.90	when height h is 150
17	P-05B-10-6		100	400	27.20	12.10	
18	P-05B-15-6		150	550	37.40	14.90	
19	P-05B-6-8	800	60	360	31.60	12.90	
20	P-05B-10-8		100	400	34.60	15.90	
21	P-05B-15-8		150	550	47.20	19.50	

托盘式垂直转动弯通 XQJ-T-05C  
Tray-Type Vertical Turning Curved-Way



序号 No.	型号 Model	b	h	L	架体 kg Body	备注 Remarks
1	P-05C-6-1	100	60	660	5.20	高度 h 为 60、100 时,每端各 6 只连接孔。
2	P-05C-10-1		100	700	7.90	
3	P-05C-15-1		150	950	11.90	
4	P-05C-6-2	200	60	660	6.70	Each end has 6 connecting holes.
5	P-05C-10-2		100	700	9.40	
6	P-05C-15-2		150	950	15.90	
7	P-05C-6-3	300	60	660	7.80	When height h is 60、100
8	P-05C-10-3		100	700	10.90	
9	P-05C-15-3		150	950	18.30	
10	P-05C-6-4	400	60	600	16.60	高度 h 为 150 时,每端各 12 只连接孔。
11	P-05C-10-4		100	700	18.70	
12	P-05C-15-4		150	950	30.60	
13	P-05C-6-5	500	60	660	18.90	Each end has 12 connecting holes.
14	P-05C-10-5		100	700	21.10	
15	P-05C-15-5		150	950	32.60	
16	P-05C-6-6	600	60	660	21.10	when height h is 150
17	P-05C-10-6		100	700	23.40	
18	P-05C-15-6		150	950	33.90	
19	P-05C-6-8	800	60	600	25.50	
20	P-05C-10-8		100	700	28.20	
21	P-05C-15-8		150	950	43.40	

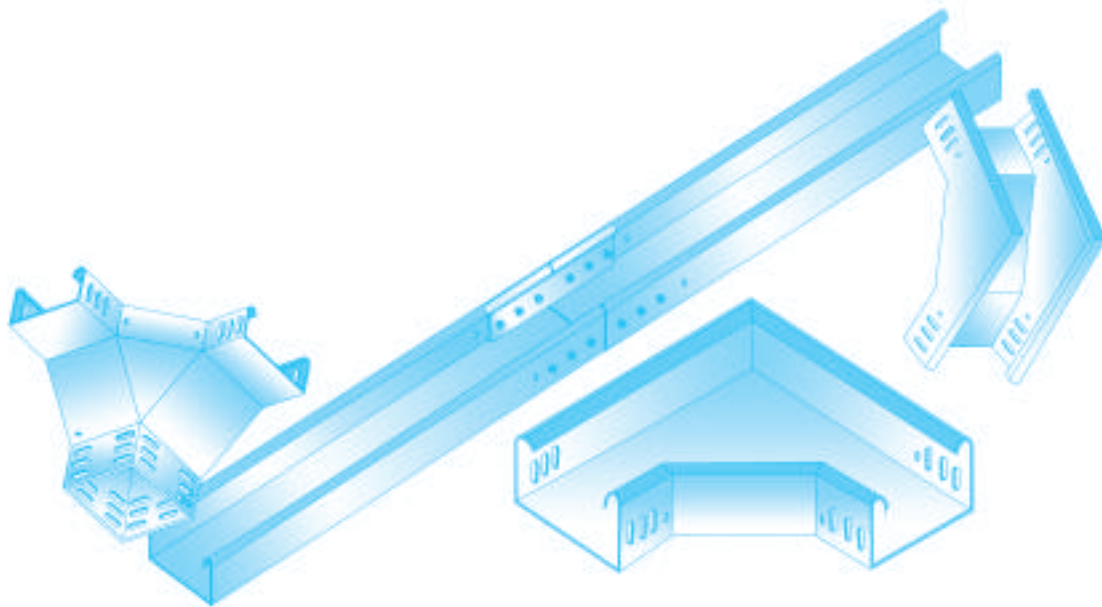
# 槽式桥架

## Channel Support

### XQJ-C

槽式桥架是一种全封闭型电缆桥架,它适用于敷设计算机电缆、通信电缆、电热偶电缆及其他高灵敏系统的控制电缆等。它对控制电缆的屏蔽干扰和重腐蚀环境中电缆的防护都有较好的效果。

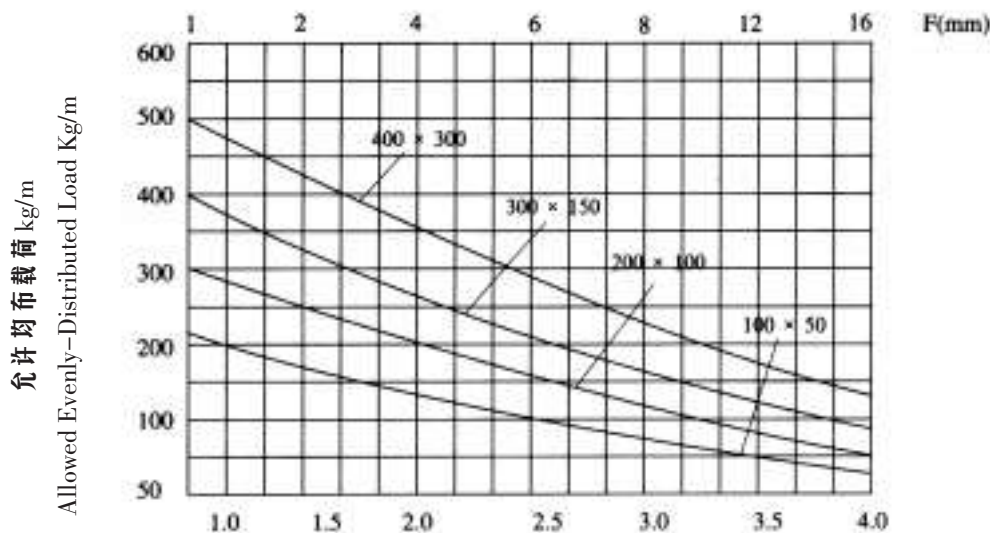
The channel-type cable support system is a fully enclosed cable support system. It is applicable for laying computer cables, communication cables, thermocouple cables and control cables of control cable shield and protecting the cables in seriously corrosive environment.



XQJ-C 槽式电缆桥架在不同跨距下最大允许均布载荷变形量

Diagram Showing Deformation under Permissible Max.

Evenly-Distributed Load of XQJ-P Ladder-Type Cable Support Systems with Different Spans

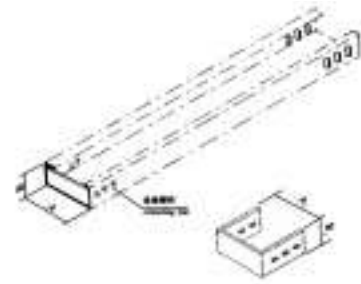


槽式直通桥架盖体 XQJ-C-01A  
Trough-Type Straight-Way Bridge frame Cover Body



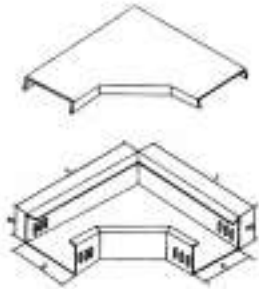
序号 No.	型号 Model	规格 Standard A × B	架体 kg Body	护罩 kg Cover
2	C-01A-2	100 × 50	13.2	4.3
3	C-01A-3	150 × 75	18.7	7.5
4	C-01A-4	200 × 100	28.3	9.4
5	C-01A-5	250 × 125	32.1	12.3
6	C-01A-6	300 × 150	42.0	13.2
7	C-01A-7	400 × 200	65.5	19.9
8	C-01A-8	500 × 200	78.4	24.5
9	C-01A-9	600 × 200	109.4	34.8
10	C-01A-10	800 × 200	132.3	48.5

槽式桥架终端封头 XQJ-C-01B  
End Sealing of Trough-Type Bridgeframe



序号 No.	型号 Model	规格 Standard		重量 kg Weight
		A × B	A1 × B1	
1	C-01B-1	50 × 25	47 × 22	0.20
2	C-01B-2	100 × 50	97 × 47	0.30
3	C-01B-3	150 × 75	147 × 72	0.40
4	C-01B-4	200 × 100	196 × 96	0.90
5	C-01B-5	250 × 125	246 × 121	1.70
6	C-01B-6	300 × 150	296 × 146	2.10
7	C-01B-7	400 × 200	395 × 195	3.50
8	C-01B-8	500 × 200	495 × 245	3.90
9	C-01B-9	600 × 200	595 × 295	4.80
10	C-01B-10	800 × 200	795 × 295	7.20

槽式水平弯通盖体 XQJ-C-02A  
Trough-Type Horizontal Curved-Way Cover Body



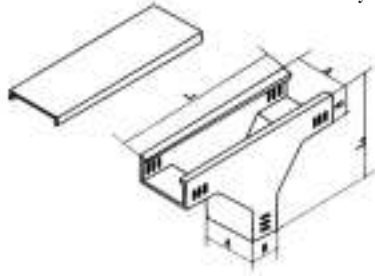
序号 No.	型号 Model	规格 Standard A × B	长度 L Length	架体 kg Body	护罩 kg Cover
2	C-02A-2	100 × 50	300	2.90	1.20
3	C-02A-3	150 × 75	350	4.60	1.70
4	C-02A-4	200 × 100	450	8.70	3.10
5	C-02A-5	250 × 125	500	11.10	4.60
6	C-02A-6	300 × 150	650	15.40	7.20
7	C-02A-7	400 × 200	800	32.90	11.40
8	C-02A-8	500 × 200	900	40.20	14.90
9	C-02A-9	600 × 200	1000	55.80	22.10
10	C-02A-10	800 × 200	1200	76.20	33.00

槽式水平三通盖体 XQJ-C-03A  
Trough-Type Horizontal 3-Way Cover Body



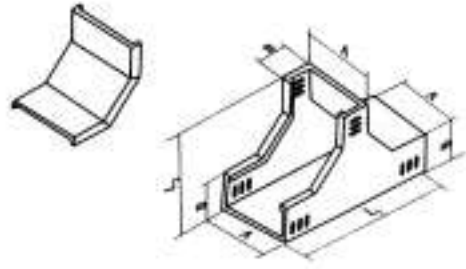
序号 No.	型号 Model	规格 Standard A × B	长度 L1 Length	长度 L2 Length	架体 kg Body	护罩 kg Cover
2	C-03A-2	100 × 50	500	300	3.60	1.50
3	C-03A-3	150 × 75	550	350	5.10	2.60
4	C-03A-4	200 × 100	700	450	9.20	5.10
5	C-03A-5	250 × 125	750	500	15.50	6.40
6	C-03A-6	300 × 150	1000	650	23.70	9.80
7	C-03A-7	400 × 200	1200	800	39.10	15.50
8	C-03A-8	500 × 200	1300	900	48.30	19.90
9	C-03A-9	600 × 200	1400	1000	63.40	29.80
10	C-03A-10	800 × 200	1600	1200	79.30	42.30

槽式上垂直三通盖体 XQJ-C-03B  
Trough-Type Upward Vertical 3-Way Cover Body



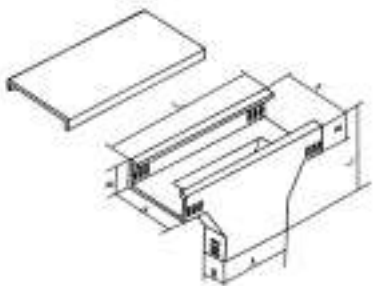
序号 No.	型号 Model	规格 Standard A × B	长度 L1 Length	长度 L2 Length	架体 kg Body	护罩 kg Cover
1	C-03B-1	50 × 25	225	125	1.20	0.30
2	C-03B-2	100 × 50	450	250	3.50	0.50
3	C-03B-3	150 × 75	475	275	4.70	1.70
4	C-03B-4	200 × 100	600	350	10.70	2.60
5	C-03B-5	250 × 125	625	375	12.70	3.60
6	C-03B-6	300 × 150	850	500	18.40	5.70
7	C-03B-7	400 × 200	1000	600	33.30	8.80
8	C-03B-8	500 × 200	1000	600	37.70	10.80
9	C-03B-9	600 × 200	1000	600	39.30	15.30
10	C-03B-10	800 × 200	1000	600	50.90	19.10

槽式下垂直三通盖体 XQJ-C-03C  
Trough-Type Downwards Vertical 3-Way Cover Body



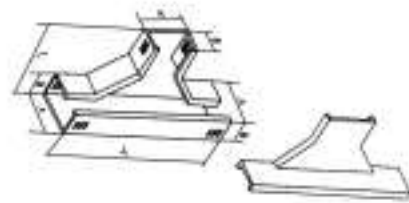
序号 No.	型号 Model	规格 Standard A × B	长度 L1 Length	长度 L2 Length	架体 kg Body	护罩 kg Cover
1	C-03C-1	50 × 25	225	125	1.40	0.30
2	C-03C-2	100 × 50	450	250	3.20	0.90
3	C-03C-3	150 × 75	475	275	4.70	1.20
4	C-03C-4	200 × 100	600	350	9.30	2.40
5	C-03C-5	250 × 125	625	375	11.30	3.00
6	C-03C-6	300 × 150	850	500	18.60	4.70
7	C-03C-7	400 × 200	1000	600	34.10	6.80
8	C-03C-8	500 × 200	1000	600	38.70	7.40
9	C-03C-9	600 × 200	1000	600	43.40	9.70
10	C-03C-10	800 × 200	1000	600	52.70	12.70

槽式上边垂直三通盖体 XQJ-C-03D  
Trough-Type Upside Vertical 3-Way Cover Body



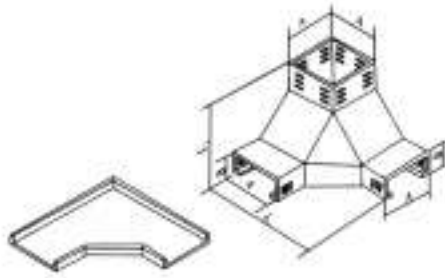
序号 No.	型号 Model	规格 Standard A × B	长度 L1 Length	长度 L2 Length	架体 kg Body	护罩 kg Cover
1	C-03D-1	50 × 25	250	125	0.90	0.30
2	C-03D-2	100 × 50	500	250	3.50	0.50
3	C-03D-3	150 × 75	550	275	4.70	1.70
4	C-03D-4	200 × 100	700	350	10.70	2.60
5	C-03D-5	250 × 125	750	375	12.70	3.60
6	C-03D-6	300 × 150	1000	500	18.40	5.70
7	C-03D-7	400 × 200	1200	600	33.30	8.80
8	C-03D-8	500 × 200	1300	600	37.70	10.80
9	C-03D-9	600 × 200	1400	600	39.30	15.30
10	C-03D-10	800 × 200	1600	600	50.90	19.10

槽式下边垂直三通盖体 XQJ-C-03E  
Trough-Type Downside Vertical 3-way Cover Body



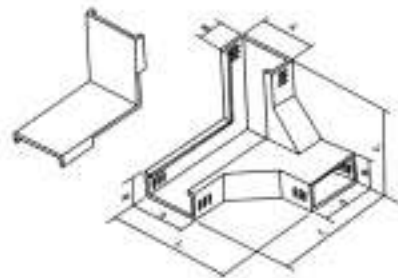
序号 No.	型号 Model	规格 Standard A × B	长度 L1 Length	长度 L2 Length	架体 kg Body	护罩 kg Cover
1	C-03E-1	50 × 25	250	125	1.20	0.40
2	C-03E-2	100 × 50	500	250	3.50	1.40
3	C-03E-3	150 × 75	550	275	5.10	2.00
4	C-03E-4	200 × 100	700	350	10.20	3.80
5	C-03E-5	250 × 125	750	375	13.00	5.00
6	C-03E-6	300 × 150	1000	500	20.80	7.50
7	C-03E-7	400 × 200	1200	600	44.90	11.50
8	C-03E-8	500 × 200	1300	600	47.70	13.50
9	C-03D-9	600 × 200	1400	600	55.90	16.80
10	C-03D-10	800 × 200	1600	600	73.70	23.80

槽式上角垂直三通 <sup>盖体</sup> XQJ-C-03F  
Trough-Type up-corner Vertical 3-Way <sup>Cover</sup> Body



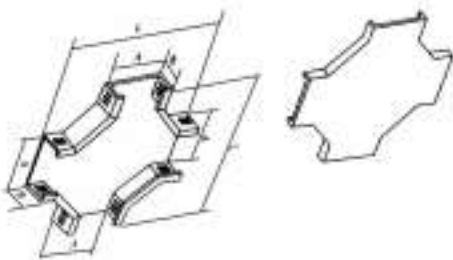
序号 No.	型号 Model	规格 Standard A × B	长度 L1 Length	长度 L2 Length	架体 kg Body	护罩 kg Cover
1	C-03F-1	50 × 25	150	125	1.20	0.50
2	C-03F-2	100 × 50	300	250	3.60	1.70
3	C-03F-3	150 × 75	350	275	5.60	2.50
4	C-03F-4	200 × 100	450	350	10.80	4.40
5	C-03F-5	250 × 125	500	375	14.20	5.60
6	C-03F-6	300 × 150	650	500	24.20	9.80
7	C-03F-7	400 × 200	800	600	43.50	14.90
8	C-03F-8	500 × 200	900	600	53.00	20.20
9	C-03F-9	600 × 200	1000	600	65.20	32.80
10	C-03F-10	800 × 200	1200	600	90.90	50.10

槽式下角垂直三通 <sup>盖体</sup> XQJ-C-03G  
Trough-Type Down-Corner Vertical 3 Way <sup>Cover</sup> Body



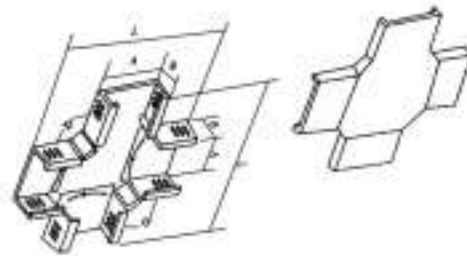
序号 No.	型号 Model	规格 Standard A × B	长度 L1 Length	长度 L2 Length	架体 kg Body	护罩 kg Cover
1	C-03G-1	50 × 25	150	125	1.30	0.40
2	C-03G-2	100 × 50	300	250	4.10	1.60
3	C-03G-3	150 × 75	350	275	5.90	2.10
4	C-03G-4	200 × 100	450	350	10.60	3.70
5	C-03G-5	250 × 125	500	375	14.70	4.90
6	C-03G-6	300 × 150	650	500	23.40	9.70
7	C-03G-7	400 × 200	800	600	40.70	15.20
8	C-03G-8	500 × 200	900	600	48.60	19.80
9	C-03G-9	600 × 200	1000	600	62.60	24.90
10	C-03G-10	800 × 200	1200	600	77.40	36.70

槽式水平四通 <sup>盖体</sup> XQJ-C-04A  
Trough-Type Horizontal 4-Way <sup>Cover</sup> Body



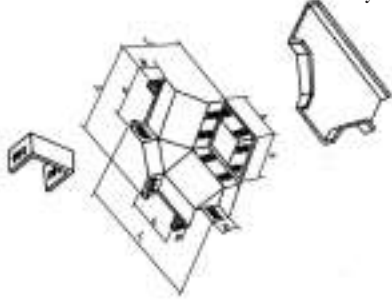
序号 No.	型号 Model	规格 Standard A × B	长度 L Length	架体 kg Body	护罩 kg Cover
1	C-04A-1	50 × 25	250	2.40	0.70
2	C-04A-2	100 × 50	500	4.90	2.80
3	C-04A-3	150 × 75	550	6.90	4.20
4	C-04A-4	200 × 100	700	12.10	6.70
5	C-04A-5	250 × 125	750	18.90	8.10
6	C-04A-6	300 × 150	1000	27.90	15.40
7	C-04A-7	400 × 200	1200	47.40	24.00
8	C-04A-8	500 × 200	1300	56.50	31.30
9	C-04A-9	600 × 200	1400	68.30	38.90
10	C-04A-10	800 × 200	1600	88.20	52.90

槽式可调水平四通 <sup>盖体</sup> XQJ-CT-04A  
Trough-Type Adjustable Horizontal 4-Way <sup>Cover</sup> Body



序号 No.	型号 Model	规格 Standard A × B	长度 L Length	架体 kg Body	护罩 kg Cover
1	CT-04A-1	50 × 25	250	2.40	0.70
2	CT-04A-2	100 × 50	500	4.90	2.80
3	CT-04A-3	150 × 75	550	6.90	4.20
4	CT-04A-4	200 × 100	700	12.10	6.70
5	CT-04A-5	250 × 125	750	18.90	8.10
6	CT-04A-6	300 × 150	1000	27.90	15.40
7	CT-04A-7	400 × 200	1200	47.40	24.00
8	CT-04A-8	500 × 200	1300	56.50	31.30
9	CT-04A-9	600 × 200	1400	68.30	38.90
10	CT-04A-10	800 × 200	1600	88.20	52.90

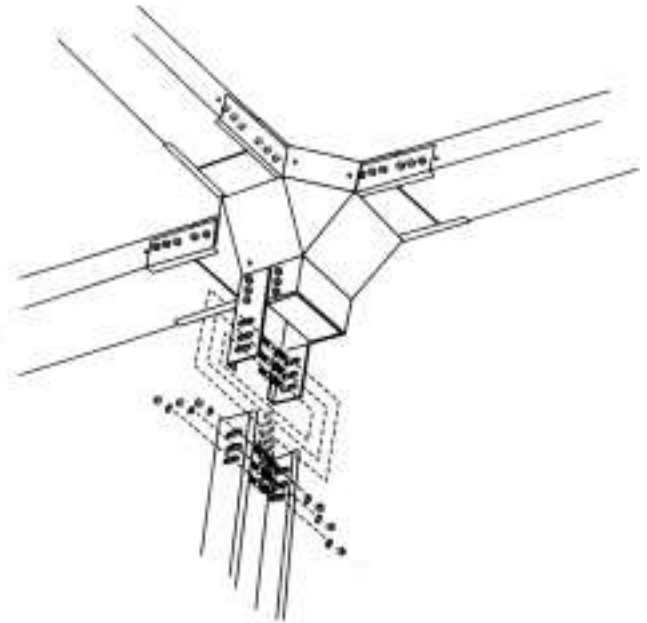
槽式上垂直四通 <sup>盖体</sup>XQJ-C-04B  
Trough-Type Upward Vertical 4-Way Cover Body



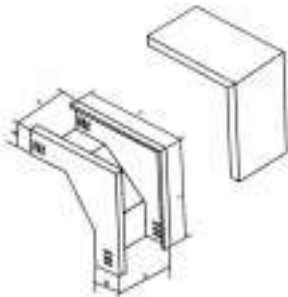
序号 No.	型号 Model	规格 Standard A × B	长度 L1 Length	长度 L2 Length	长度 L3 Length	架体 kg Body	护罩 kg Cover
1	C-04B-1	50 × 25	225	150	125	1.20	0.30
2	C-04B-2	100 × 50	450	300	250	3.50	0.50
3	C-04B-3	150 × 75	475	350	275	4.70	1.70
4	C-04B-4	200 × 100	600	450	350	10.70	2.60
5	C-04B-5	250 × 125	625	500	375	12.70	3.60
6	C-04B-6	300 × 150	850	650	500	18.40	5.70
7	C-04B-7	400 × 200	1000	800	600	33.30	8.80
8	C-04B-8	500 × 200	1000	900	600	37.70	10.80
9	C-04B-9	600 × 200	1000	1000	600	39.30	15.30
10	C-04B-10	800 × 200	1000	1200	600	50.90	19.10

槽式下垂直四通 XQJ-C-04B 安装示意图

Schematic diagram of mounting for upward vertical equal sectional Cross XQJ-C-04B

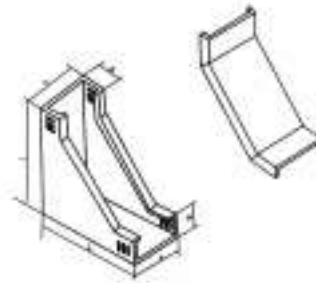


槽式垂直上弯通 <sup>盖体</sup>XQJ-C-05A  
Trough-Type Upward Vertical Curved-Way Cover Body



序号 No.	型号 Model	规格 Standard A × B	长度 L Length	架体 kg Body	护罩 kg Cover
1	C-05A-1	50 × 25	125	0.80	0.40
2	C-05A-2	100 × 50	250	2.50	1.70
3	C-05A-3	150 × 75	275	3.40	2.10
4	C-05A-4	200 × 100	350	5.20	3.70
5	C-05A-5	250 × 125	375	7.50	4.90
6	C-05A-6	300 × 150	500	12.30	9.70
7	C-05A-7	400 × 200	600	23.50	15.30
8	C-05A-8	500 × 200	600	25.20	19.90
9	C-05A-9	600 × 200	600	32.40	24.90
10	C-05A-10	800 × 200	600	35.60	36.70

槽式垂直下弯通 <sup>盖体</sup>XQJ-C-05B  
Trough-Type Downwards Vertical Curved-Way Cover Body



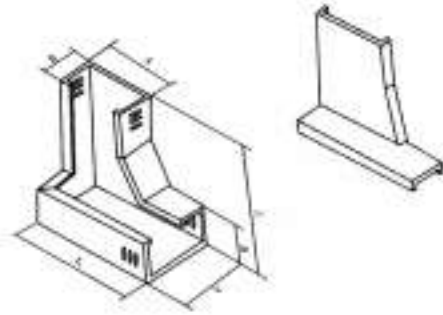
序号 No.	型号 Model	规格 Standard A × B	长度 L Length	架体 kg Body	护罩 kg Cover
1	C-05B-1	50 × 25	125	0.80	0.30
2	C-05B-2	100 × 50	250	2.60	0.90
3	C-05B-3	150 × 75	275	4.10	1.20
4	C-05B-4	200 × 100	350	8.20	2.40
5	C-05B-5	250 × 125	375	9.30	3.00
6	C-05B-6	300 × 150	500	15.80	4.80
7	C-05B-7	400 × 200	600	30.80	6.80
8	C-05B-8	500 × 200	600	33.10	7.40
9	C-05B-9	600 × 200	600	40.10	9.70
10	C-05B-10	800 × 200	600	48.40	12.70

槽式垂直右上弯通盖体 XQJ-C-05C  
Trough-Type Right-Upward Vertical Curved-Way Cover Body



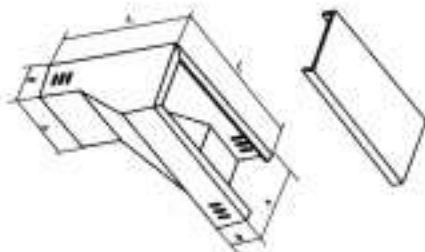
序号 No.	型号 Model	规格 Standard A × B	长度 L1 Length	长度 L2 Length	架体 kg Body	护罩 kg Cover
1	C-05C-1	50 × 25	150	100	0.90	0.20
2	C-05C-2	100 × 50	300	200	2.70	0.70
3	C-05C-3	150 × 75	350	250	3.90	1.30
4	C-05C-4	200 × 100	450	300	4.20	2.30
5	C-05C-5	250 × 125	500	355	8.30	2.90
6	C-05C-6	300 × 150	650	500	11.50	4.50
7	C-05C-7	400 × 200	800	600	20.20	8.60
8	C-05C-8	500 × 200	900	700	32.10	10.90
9	C-05C-9	600 × 200	1000	800	36.90	17.10
10	C-05C-10	800 × 200	1200	1000	71.70	26.50

槽式垂直左下弯通盖体 XQJ-C-05D  
Trough-Type Left-Downwards Vertical Curved-Way Cover Body



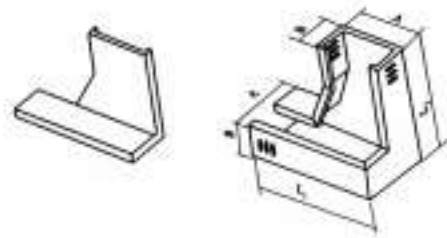
序号 No.	型号 Model	规格 Standard A × B	长度 L1 Length	长度 L2 Length	架体 kg Body	护罩 kg Cover
1	C-05D-1	50 × 25	150	125	1.20	0.30
2	C-05D-2	100 × 50	300	250	2.80	0.90
3	C-05D-3	150 × 75	350	275	4.90	1.50
4	C-05D-4	200 × 100	450	350	9.90	2.50
5	C-05D-5	250 × 125	500	375	12.20	3.30
6	C-05D-6	300 × 150	650	500	16.90	5.30
7	C-05D-7	400 × 200	800	600	33.70	8.40
8	C-05D-8	500 × 200	900	600	41.80	9.50
9	C-05D-9	600 × 200	1000	600	51.30	12.90
10	C-05D-10	800 × 200	1200	600	70.40	15.90

槽式垂直左上弯通盖体 XQJ-C-05E  
Trough-Type Left-Upward Vertical Curved-Way Cover Body



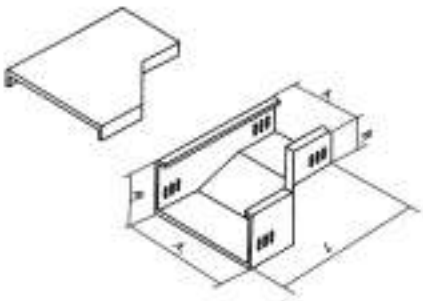
序号 No.	型号 Model	规格 Standard A × B	长度 L1 Length	长度 L2 Length	架体 kg Body	护罩 kg Cover
1	C-05E-1	50 × 25	100	150	0.90	0.20
2	C-05E-2	100 × 50	200	300	2.70	0.70
3	C-05E-3	150 × 75	250	350	3.90	1.30
4	C-05E-4	200 × 100	300	450	4.20	2.30
5	C-05E-5	250 × 125	350	500	8.30	2.90
6	C-05E-6	300 × 150	500	650	11.50	4.50
7	C-05E-7	400 × 200	600	800	20.20	8.60
8	C-05E-8	500 × 200	700	900	32.10	10.90
9	C-05E-9	600 × 200	800	1000	36.90	17.10
10	C-05E-10	800 × 200	1000	1200	71.70	26.50

槽式垂直右下弯通盖体 XQJ-C-05F  
Trough-Type Right-Downwards Vertical Curved-Way Cover Body

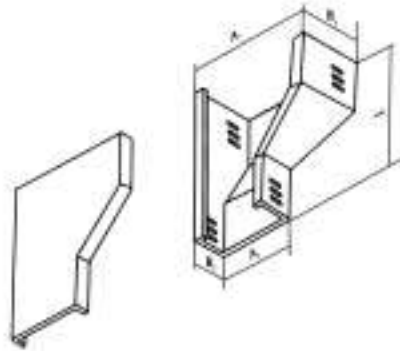


序号 No.	型号 Model	规格 Standard A × B	长度 L1 Length	长度 L2 Length	架体 kg Body	护罩 kg Cover
1	C-05F-1	50 × 25	125	150	1.20	0.30
2	C-05F-2	100 × 50	250	300	2.80	0.90
3	C-05F-3	150 × 75	275	350	4.90	1.50
4	C-05F-4	200 × 100	350	450	9.90	2.50
5	C-05F-5	250 × 125	375	500	12.20	3.30
6	C-05F-6	300 × 150	500	650	16.90	5.30
7	C-05F-7	400 × 200	600	800	33.80	8.40
8	C-05F-8	500 × 200	600	900	41.80	9.50
9	C-05F-9	600 × 200	600	1000	51.30	12.90
10	C-05F-10	800 × 200	600	1200	70.40	15.90

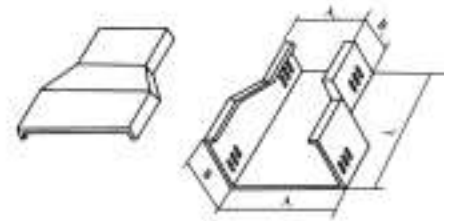
槽式异径接头盖体 XQJ-C-06A  
Trough-Type Diameter Varied Joint Cover Body



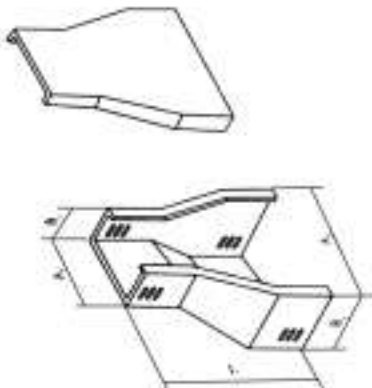
槽式异径接头盖体 XQJ-C-06B  
Trough-Type Diameter Varied Joint Cover Body



槽式异径接头盖体 XQJ-C-06C  
Trough-Type Diameter Varied Joint Cover Body



槽式异径接头盖体 XQJ-C-06D  
Trough-Type Diameter Varied Joint Cover Body



序号 No	型号 Model	规格 Standard A1 × B1-A2 × B2	长度 L Length	架体 kg Body	序号 No	型号 Model	规格 Standard A1 × B1-A2 × B2	长度 L Length	架体 kg Body
1	C-06A,B,C,D,-1	50×25-100×50	200	1.30	24	C-06A,B,C,D,-24	150×75-800×200	950	42.5
2	C-06A,B,C,D,-2	50×25-150×75	250	2.10	25	C-06A,B,C,D,-25	200×100-250×125	250	6.30
3	C-06A,B,C,D,-3	50×25-200×100	300	4.20	26	C-06A,B,C,D,-26	200×100-300×150	400	9.90
4	C-06A,B,C,D,-4	50×25-250×125	350	6.20	27	C-06A,B,C,D,-27	200×100-400×200	500	15.50
5	C-06A,B,C,D,-5	50×25-300×150	500	10.40	28	C-06A,B,C,D,-28	200×100-500×200	600	20.50
6	C-06A,B,C,D,-6	50×25-400×200	600	16.10	29	C-06A,B,C,D,-29	200×100-600×200	700	26.20
7	C-06A,B,C,D,-7	50×25-500×200	700	21.30	30	C-06A,B,C,D,-30	200×100-800×200	900	41.00
8	C-06A,B,C,D,-8	50×25-600×200	800	27.60	31	C-06A,B,C,D,-31	250×125-300×150	350	10.10
9	C-06A,B,C,D,-9	50×25-800×20	1000	42.60	32	C-06A,B,C,D,-32	250×125-400×200	450	15.80
10	C-06A,B,C,D,-10	100×50-150×75	250	2.80	33	C-06A,B,C,D,-33	250×125-500×200	550	21.20
11	C-06A,B,C,D,-11	100×50-200×100	300	4.80	34	C-06A,B,C,D,-34	250×125-600×200	650	26.80
12	C-06A,B,C,D,-12	100×50-250×125	350	6.90	35	C-06A,B,C,D,-35	250×125-800×200	850	42.20
13	C-06A,B,C,D,-13	100×50-300×150	500	11.20	36	C-06A,B,C,D,-36	300×150-400×200	500	17.20
14	C-06A,B,C,D,-14	100×50-400×200	600	17.50	37	C-06A,B,C,D,-37	300×150-500×200	600	22.30
15	C-06A,B,C,D,-15	100×50-500×200	700	22.30	38	C-06A,B,C,D,-38	300×150-600×200	700	28.50
16	C-06A,B,C,D,-16	100×50-600×200	800	28.70	39	C-06A,B,C,D,-39	300×150-800×200	900	43.50
17	C-06A,B,C,D,-17	100×50-800×200	1000	43.90	40	C-06A,B,C,D,-40	400×200-500×200	500	23.30
18	C-06A,B,C,D,-18	150×75-200×100	250	4.50	41	C-06A,B,C,D,-41	400×200-600×200	600	31.60
19	C-06A,B,C,D,-19	150×75-250×125	300	6.50	42	C-06A,B,C,D,-42	400×200-800×200	800	51.80
20	C-06A,B,C,D,-20	150×75-300×150	450	10.50	43	C-06A,B,C,D,-43	500×200-600×200	500	32.20
21	C-06A,B,C,D,-21	150×75-400×200	550	16.50	44	C-06A,B,C,D,-44	500×200-800×200	600	51.90
22	C-06A,B,C,D,-22	150×75-500×200	650	21.50	45	C-06A,B,C,D,-45	600×200-800×200	700	53.50
23	C-06A,B,C,D,-23	150×75-600×200	750	27.50	46				

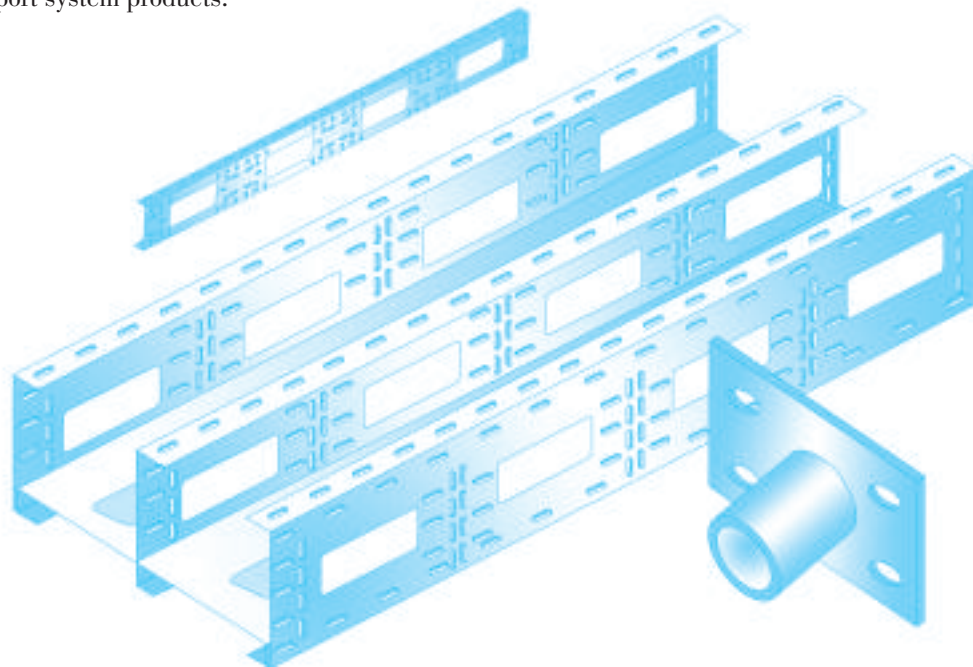
# 组合式桥架

## Combined Support

# XQJ-ZH

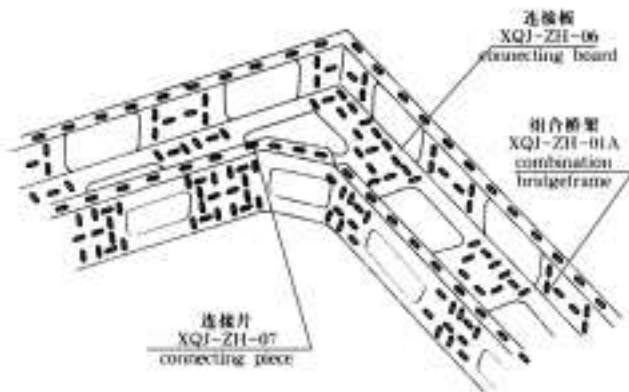
组合式电缆桥架是一种最新型桥架。它适用于各项工程、各个单位、各种电缆的敷设。它具有结构简单、配置灵活、任意转向、变宽、分支引上、引下,安装方便,是电缆桥架中最理想的产品。

The combined cable support system is the newest-type cable support system. It is applicable for laying all kinds of cables for all projects and various organizations. It features simple structure, flexible configuration options, free direction turning, widening and branch up and down leading and convenient erection. It is the most ideal series of cable support system products.



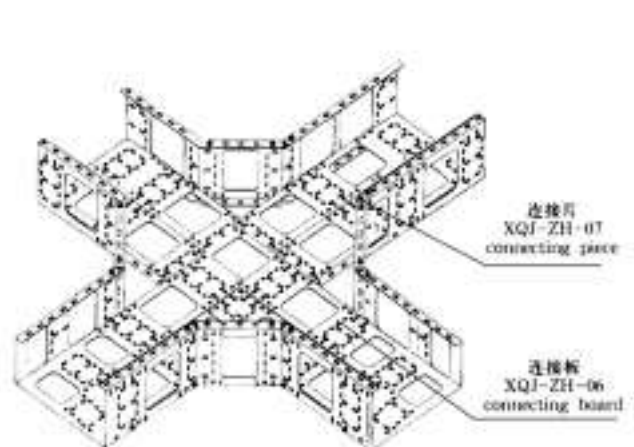
组合式桥架水平弯通组装示意图

Assembling schematic diagram for horizontal bend of combined supports

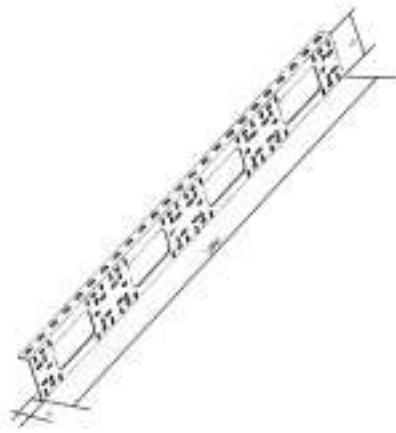


水平四通组装示意图

Assembling schematic diagram for horizontal Cross

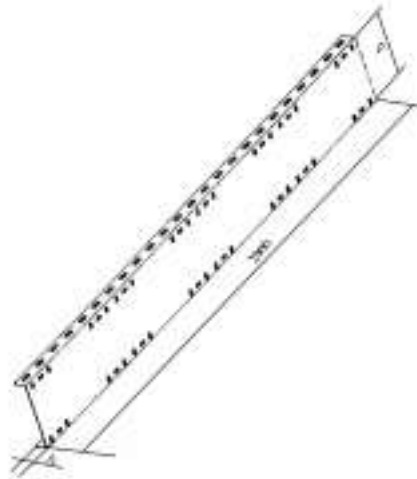


组合式电缆桥架 XQJ-ZH-01A 型  
Combined cable support Model XQJ-ZH-01A



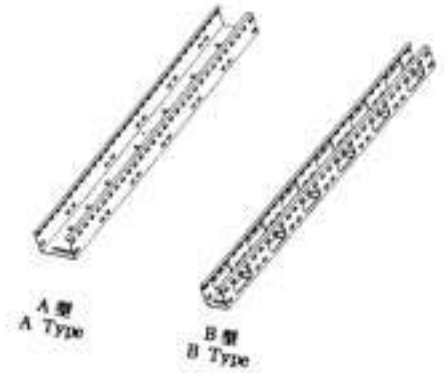
序号 No.	型号 Model	规格 Standard b × h	护罩 kg Cover
1	ZH-01A-100	100 × 25	6.36
2	ZH-01A-150	150 × 50	8.48
3	ZH-01A-200	200 × 25	10.6

组合式电缆桥架 XQJ-ZH-01B 型  
Combined cable support Model XQJ-ZH-01B



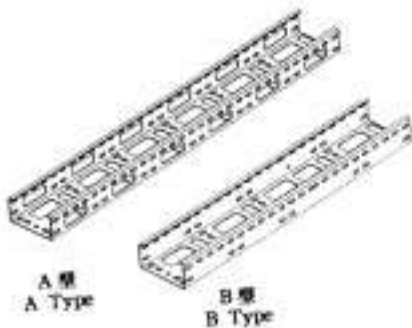
序号 No.	型号 Model	规格 Standard b × h	护罩 kg Cover
1	ZH-01B-100	100 × 25	6.36
2	ZH-01B-150	150 × 50	8.48
3	ZH-01B-200	200 × 25	10.6

配线桥架 XQJ-ZH-02  
Weir-Fittings Bridgeframe



序号 No.	型号 Model	规格 Standard	支架“X”时电缆负载能力 Load Capacity of cable When the sporting distance is "x"							重量 kg Weight
			1.5m	2m	2.5m	3m	3.5m	4m		
1	ZH-02A	60 × 50	50	30	16	9	5	3	8.05	
2	ZH-02B	60 × 50	60	33	18	10	6	4	8.05	

配线桥架 XQJ-ZH-03  
Weir-Fittings Bridgeframe



序号 No.	型号 Model	规格 Standard	支架“X”时电缆负载能力 Load Capacity of cable When the sporting distance is "x"							重量 kg Weight
			1.5m	2m	2.5m	3m	3.5m	4m		
1	ZH-03A	100 × 50	67	38	20	12	7	5	10.5	
2	ZH-03B	100 × 50	88	50	28	16	10	7	10.5	

配线桥架 XQJ-ZH-04  
Weir-Fittings Bridgeframe



序号 No.	型号 Model	规格 Standard b × h	重量 kg Weight	备注 Remark
1	ZH-04	50 × 25	4.0	

盖板 XQJ-ZH-05  
Cover board



序号 No.	型号 Model	规格 Standard(b × h)				
		55 × 20	(A)	(BC)	(D)	(E)
1	ZH-05-50	55 × 20	(A)	(BC)	(D)	(E)
2	ZH-05-100	105 × 20	108 × 20			
3	ZH-05-150		158 × 20		158 × 20	
4	ZH-05-200		208 × 20	210 × 20	208 × 20	275 × 20
5	ZH-05-300		308 × 20	310 × 20	258 × 20	375 × 20
6	ZH-05-400		408 × 20	410 × 20	358 × 20	475 × 20
7	ZH-05-500		508 × 20	510 × 20		
8	ZH-05-600		608 × 20	610 × 20		675 × 20
9	ZH-05-700		708 × 20	710 × 20		
10	ZH-05-800			810 × 20		875 × 20

备注: Remark  
A, B, C, D, E 见 34 页 XQJ-ZH 型组合式电缆桥架组合形式及配件数表订货时请注明型号。  
The meanings of A, B, C, D, E, is shown on P43 Please write clearly the Model as goods-ordering.


# 大跨距桥架

## Large Span Support

### XQJ-D

大跨距桥架分阶级式、槽式、托盘式三种形式。A型为普通型,B型为重载型,支撑间距6m,当跨距大于6m时可接受特殊订货。

Large-span cable support-systems consist of 3 types, i.e. ladder type, channel type and tray type. They are of 2 models, namely Model A and Model B with the span between the supports being 6m. Special order will be accepted when the span exceeds 6m.



XQJ-DT 型梯级式大跨距电缆桥架 A 型

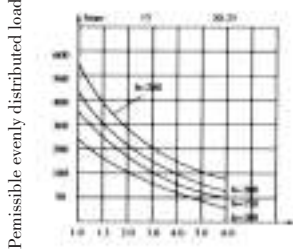
Model XQJ-DT ladder type large span cable support, Type A



A6 型

挠度 Flexibility

允许均布载荷  
(kg/m)

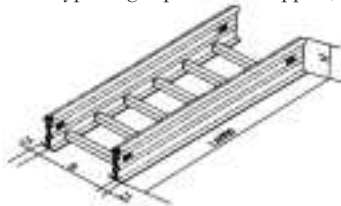


支撑距离 Supporting distance

型号 Model	H (mm)	B (mm)	重量 kg Weight	型号 Model	H (mm)	B (mm)	重量 kg Weight
DT-A6-2	60	200	39.10	DT-A15-2	150	200	76.30
-3		300	46.30	-3		300	83.60
-4		400	51.60	-4		400	88.80
-5		500	56.70	-5		500	93.90
-6		600	61.90	-6		600	99.80
-8		800	72.40	-8		800	109.60
DT-A10-2	100	200	60.10	DT-A20-2	200	200	105.90
-3		300	63.40	-3		300	120.90
-4		400	72.60	-4		400	133.30
-5		500	77.80	-5		500	146.30
-6		600	83.10	-6		600	160.60
-8		800	93.40	-8		800	197.80


XQJ-DT 型梯级式大跨距电缆桥架 B 型

Model XQJ-DT ladder type large span cable support, Type B



挠度 Flexibility

允许均布载荷  
(kg/m)

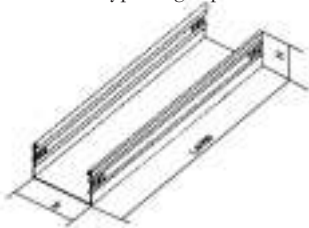


支撑距离 Supporting distance

型号 Model	B (mm)	H (mm)	重量 kg Weight
DT-B-10-2	200	100	107.94
DT-B-10-3	300		111.09
DT-B-10-4	400		112.77
DT-B-10-5	500		119.28
DT-B-10-6	600		153.51
DT-B-10-8	800	144.67	
DT-B-15-2	200	150	150.91
DT-B-15-3	300		169.37
DT-B-15-4	400		178.41
DT-B-15-5	500		187.41
DT-B-15-6	600		196.69
DT-B-15-8	800	174.30	
DT-B-20-2	200	200	188.63
DT-B-20-3	300		211.49
DT-B-20-4	400		223.00
DT-B-20-5	500		235.15
DT-B-20-6	600		245.85
DT-B-20-8	800		257.25

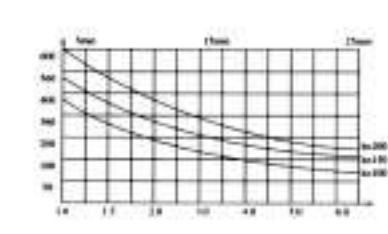
XQJ-DC 型槽式大跨距电缆桥架 A 型

Model XQJ-DC channel type large span cable support, Type A



挠度 Flexibility

允许均布载荷  
(kg/m)

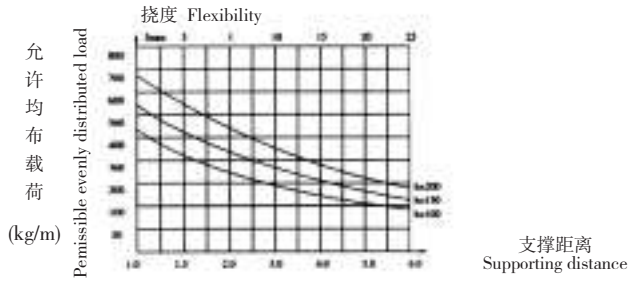
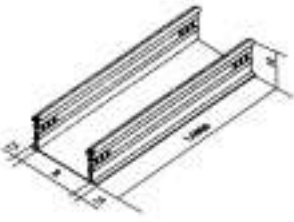


支撑距离 Supporting distance

型号 Model	B (mm)	H (mm)	重量 kg Weight
DT-A-10-2	200	100	114.46
DT-A-10-3	300		125.41
DT-A-10-4	400		156.78
DT-A-10-5	500		179.50
DT-A-10-6	600		210.50
DT-A-10-8	800		235.54
DT-A-15-2	200	150	124.50
DT-A-15-3	300		138.10
DT-A-15-4	400		181.50
DT-A-15-5	500		199.02
DT-A-15-6	600		228.00
DT-A-15-8	800		256.79
DT-A-20-2	200	200	152.50
DT-A-20-3	300		171.00
DT-A-20-4	400		226.87
DT-A-20-5	500		248.76
DT-A-20-6	600		273.14
DT-A-20-8	800		320.98

XQJ-DC 型槽式大跨距电缆桥架 B 型

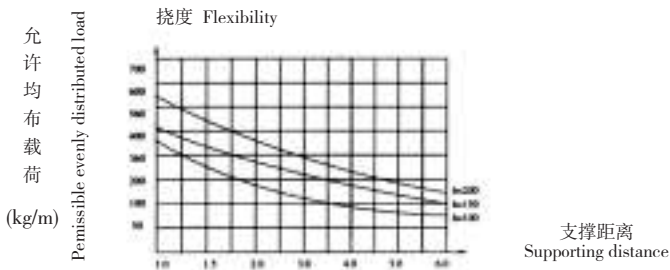
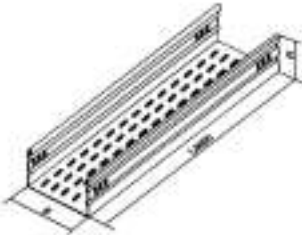
Model XQJ-DC channel type large span cable support, Type B



型号 Model	B (mm)	H (mm)	重量 kg Weight
DC-B-10-2	200	100	158.00
DC-B-10-3	300		171.40
DC-B-10-4	400		245.40
DC-B-10-5	500		265.50
DC-B-10-6	600		285.00
DC-B-10-8	800		310.00
DC-B-15-2	200	150	193.10
DC-B-15-3	300		212.69
DC-B-15-4	400		312.51
DC-B-15-5	500		337.93
DC-B-15-6	600		367.10
DC-B-15-8	800		407.40
DC-B-20-2	200	200	241.29
DC-B-20-3	300		265.96
DC-B-20-4	400		390.60
DC-B-20-5	500		422.41
DC-B-20-6	600		458.86
DC-B-20-8	800		509.25

XQJ-DP 型托盘式大跨距电缆桥架 A 型

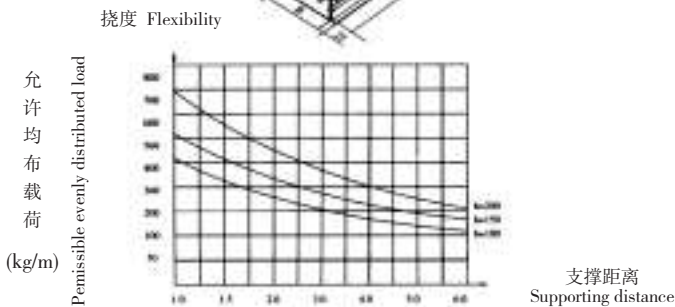
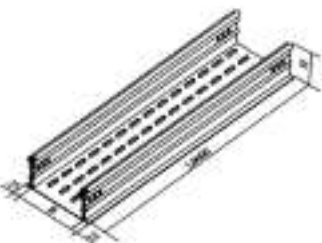
Model XQJ-DP tray type large span cable support, Type A



型号 Model	B (mm)	H (mm)	重量 kg Weight
DP-A-10-2	200	100	104.26
DP-A-10-3	300		114.14
DP-A-10-4	400		149.92
DP-A-10-5	500		170.71
DP-A-10-6	600		191.42
DP-A-10-8	800		233.18
DP-A-15-2	200	150	114.14
DP-A-15-3	300		126.53
DP-A-15-4	400		162.29
DP-A-15-5	500		183.08
DP-A-15-6	600		203.70
DP-A-15-8	800		245.60
DP-A-20-2	200	200	142.67
DP-A-20-3	300		158.24
DP-A-20-4	400		202.86
DP-A-20-5	500		228.85
DP-A-20-6	600		254.62
DP-A-20-8	800		305.81

XQJ-DP 型托盘式大跨距电缆桥架 B 型

Model XQJ-DP tray type large span cable support, Type B



型号 Model	B (mm)	H (mm)	重量 kg Weight
DP-B-10-2	200	100	127.89
DP-B-10-3	300		174.13
DP-B-10-4	400		196.24
DP-B-10-5	500		217.14
DP-B-10-6	600		237.82
DP-B-10-8	800		278.25
DP-B-15-2	200	150	190.05
DP-B-15-3	300		210.00
DP-B-15-4	400		284.55
DP-B-15-5	500		315.00
DP-B-15-6	600		344.40
DP-B-15-8	800		385.67
DP-B-20-2	200	200	236.98
DP-B-20-3	300		262.40
DP-B-20-4	400		355.64
DP-B-20-5	500		392.49
DP-B-20-6	600		430.71
DP-B-20-8	800		481.95

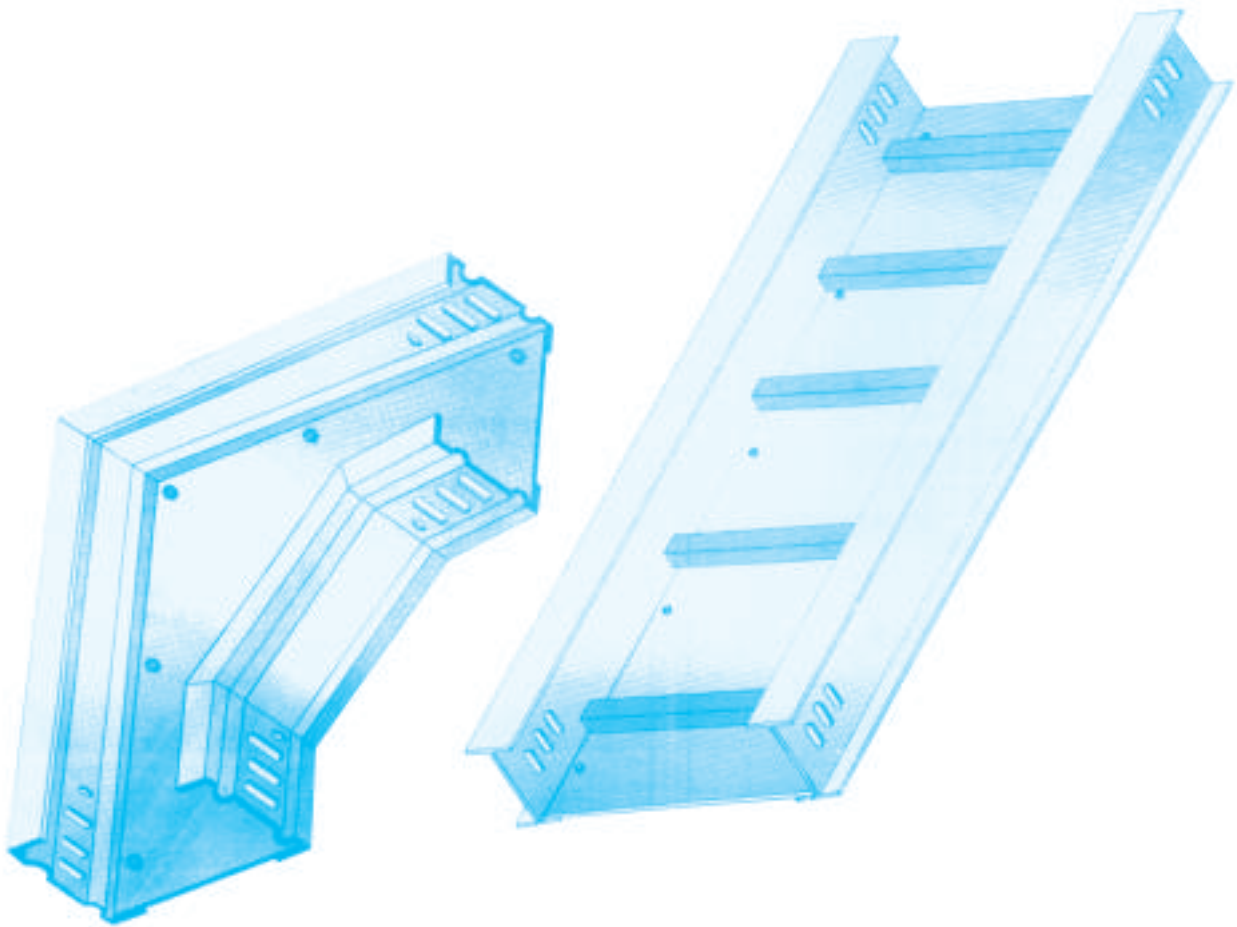
# 铝合金桥架

## Al-alloy Support

### XQJ-LJ

铝合金桥架具有结构简单、式样新颖、载荷大、重量轻、耐腐蚀、使用寿命长、安装方便等特点。特别在沿海盐雾地区、高湿度和有腐蚀性的环境中，更能显示出它的独特抗腐蚀性能。

The aluminum alloy anti-corrosion cable support system is featured by simple structure, novel style, great loading capacity, small weight, corrosion resistance, long service life and convenient erection. And its prominent anti-corrosion property will be shown more clearly when used in salty and foggy coastal areas and highly-humid and corrosive environment.



### 铝合金电缆桥架型号表示方法 The showing method of the type no. of Al alloy cable support

LJ	结构模式 Structure	产品类别 product type	规格 specification
			表示规格或规格编号 (用阿拉伯数字表示)
			表示产品类别编号 (用阿拉伯数字或英文字母表示)
			表示铝合金电缆桥架结构形式 (用英文字母表示)
			表示铝合金电缆桥架系列
			mean specification or specification no. (show with Arabic numbers)
			mean no. of product type (show with Arabic numbers or English words)
			mean Al alloy cable support's structure (show with English words)
			mean Al alloy cable support series

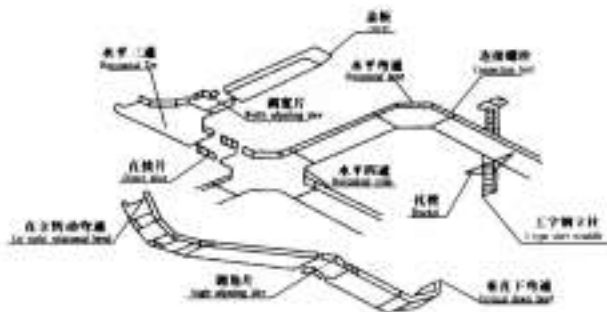
#### 铝合金电缆桥架空间布置示意图

Space arrangement schematic diagram of Al alloy cable support

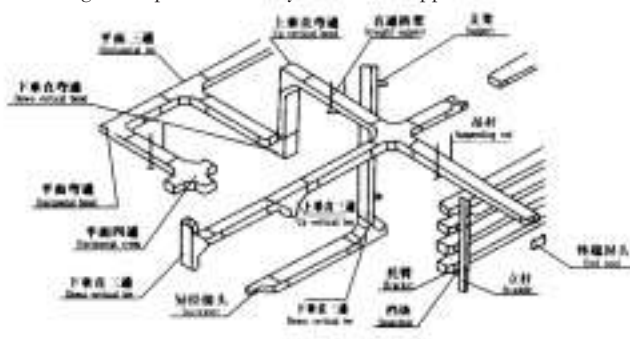
铝合金梯级式电缆桥架空间布置图  
Space arrangement plane of step Al alloy cable support



铝合金托盘式电缆桥架空间布置图  
Space arrangement plan of Al alloy pallet cable support



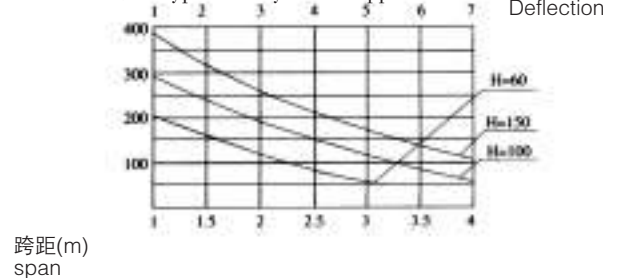
铝合金槽式电缆桥架空间布置图  
Space arrangement plan of Al alloy slot cable support



#### 铝合金电缆桥架载荷曲线

Load curve of Al alloy cable support

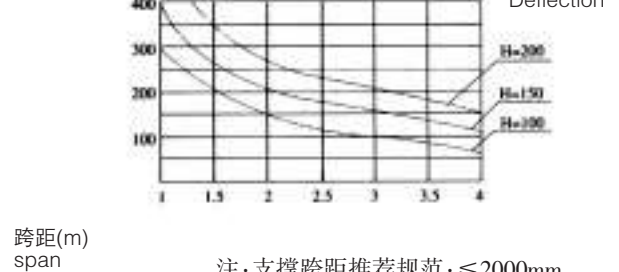
LJ-A型铝合金电缆桥架载荷曲线  
Load curve of LJ-A type Al alloy cable support



注: 支撑跨距推荐规范:  $\leq 2000\text{mm}$   
Note: suggested supporting span:  $\leq 2000\text{mm}$

LJ-B型铝合金电缆桥架载荷曲线

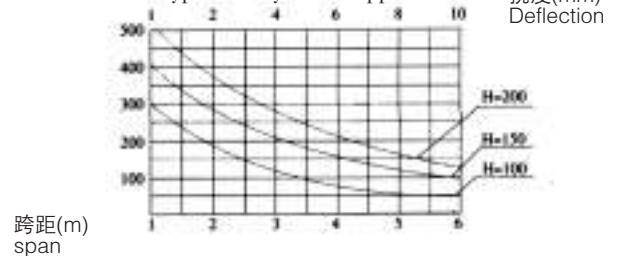
Load curve of LJ-B type Al alloy cable support



注: 支撑跨距推荐规范:  $\leq 2000\text{mm}$   
Note: suggested supporting span:  $\leq 2000\text{mm}$

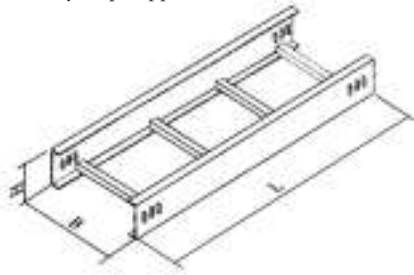
LJ-C型铝合金电缆桥架载荷曲线

Load curve of LJ-C type Al alloy cable support



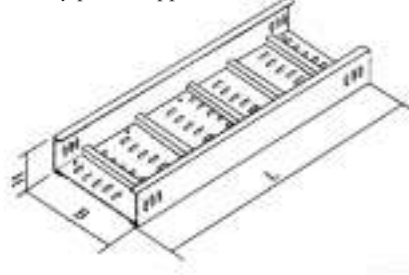
注: 支撑跨距推荐规范: 2000~3000mm(视条件 $\leq 6000\text{mm}$ )  
Note: suggested supporting span: 2000~3000 (according to actual conditions  $\leq 6000\text{mm}$ )

LJ-01AT型  
铝合金梯级桥架  
Al alloy step support



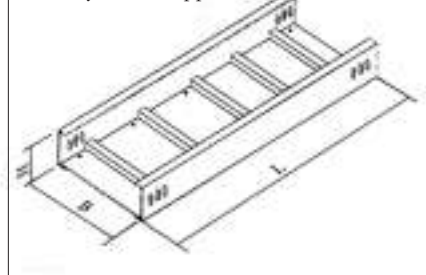
型号 Type	H (mm)	B (mm)	L (mm)	单重 kg/m Weight	备注 Remarks
LJ-01AT-62	60	200	2000	5.05	
LJ-01AT-63		300		5.41	
LJ-01AT-64		400		6.05	
LJ-01AT-65		500		6.81	
LJ-01AT-66		600		8.15	
LJ-01AT-68		800		9.25	
LJ-01AT-102	100	200	2000	5.80	
LJ-01AT-103		300		6.15	
LJ-01AT-104		400		7.20	
LJ-01AT-105		500		8.10	
LJ-01AT-106		600		9.50	
LJ-01AT-108		800		10.60	
LJ-01AT-152	150	200	2000	6.10	
LJ-01AT-153		300		7.60	
LJ-01AT-154		400		8.30	
LJ-01AT-155		500		9.30	
LJ-01AT-156		600		10.10	
LJ-01AT-158		800		12.60	

LJ-01AP型  
铝合金托盘桥架  
Al alloy pallet support



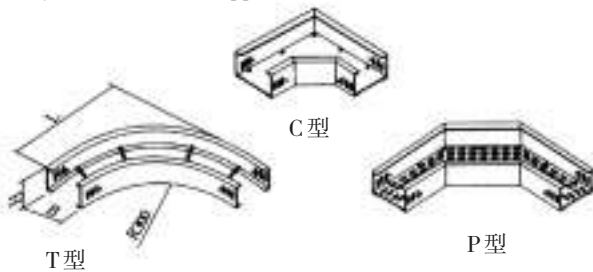
型号 Type	H (mm)	B (mm)	L (mm)	单重 kg/m Weight	备注 Remarks
LJ-01AP-62	60	200	2000	6.75	
LJ-01AP-63		300		7.81	
LJ-01AP-64		400		8.64	
LJ-01AP-65		500		9.76	
LJ-01AP-66		600		12.70	
LJ-01AP-68		800		14.43	
LJ-01AP-102	100	200	2000	7.71	
LJ-01AP-103		300		8.77	
LJ-01AP-104		400		9.50	
LJ-01AP-105		500		10.72	
LJ-01AP-106		600		13.94	
LJ-01AP-108		800		15.39	
LJ-01AP-152	150	200	2000	7.67	
LJ-01AP-153		300		9.73	
LJ-01AP-154		400		10.46	
LJ-01AP-155		500		11.68	
LJ-01AP-156		600		13.90	
LJ-01AP-158		800		16.35	

LJ-01AC型  
铝合金槽式桥架  
Al alloy fluted support



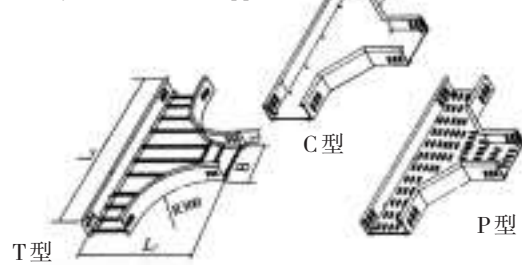
型号 Type	H (mm)	B (mm)	L (mm)	单重 kg/m Weight	备注 Remarks
LJ-01AC-62	60	200	2000	6.75	
LJ-01AC-63		300		7.81	
LJ-01AC-64		400		8.64	
LJ-01AC-65		500		9.76	
LJ-01AC-66		600		12.70	
LJ-01AC-68		800		14.43	
LJ-01AC-102	100	200	2000	7.71	
LJ-01AC-103		300		8.77	
LJ-01AC-104		400		9.50	
LJ-01AC-105		500		10.72	
LJ-01AC-106		600		13.94	
LJ-01AC-108		800		15.39	
LJ-01AC-152	150	200	2000	7.67	
LJ-01AC-153		300		9.73	
LJ-01AC-154		400		10.46	
LJ-01AC-155		500		11.68	
LJ-01AC-156		600		13.90	
LJ-01AC-158		800		16.35	

LJ-02A T、P、C型  
铝合金水平弯通桥架  
Al alloy horizontal bend support



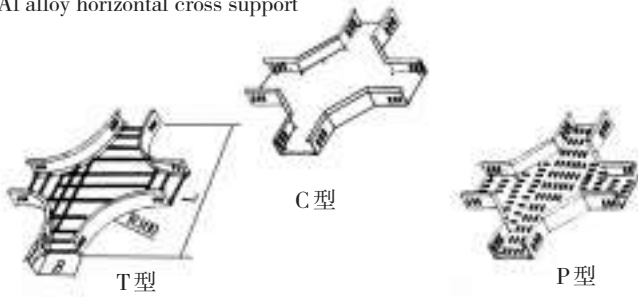
T P C 型	型号 Type	H (mm)	B (mm)	L (mm)	单件重量 kg Unit Weight		
					T型	P型	C型
T P C 型	LJ-02A-62	60	200	600	4.07	3.45	4.00
	LJ-02A-63		300	700	5.21	5.36	6.00
	LJ-02A-64		400	800	6.36	8.07	9.37
	LJ-02A-65		500	900	7.51	10.56	12.56
	LJ-02A-66		600	1000	8.39	13.44	16.44
	LJ-02A-68		800	1200	10.96	20.14	24.14
T P C 型	LJ-02A-102	100	200	700	4.86	4.03	4.73
	LJ-02A-103		300	800	6.09	6.08	7.50
	LJ-02A-104		400	900	7.31	8.88	10.88
	LJ-02A-105		500	1000	8.53	11.44	13.94
	LJ-02A-106		600	1100	9.76	14.40	17.01
	LJ-02A-108		800	1300	12.20	21.26	25.26
T P C 型	LJ-02A-152	150	200	700	6.56	5.85	6.85
	LJ-02A-153		300	800	7.86	8.22	10.22
	LJ-02A-154		400	900	9.16	11.40	13.50
	LJ-02A-155		500	1000	10.46	14.24	16.74
	LJ-02A-156		600	1100	11.76	17.28	20.21
	LJ-02A-158		800	1300	14.36	24.90	27.98

LJ-03A T、P、C型  
铝合金水平三通桥架  
Al alloy horizontal tee support



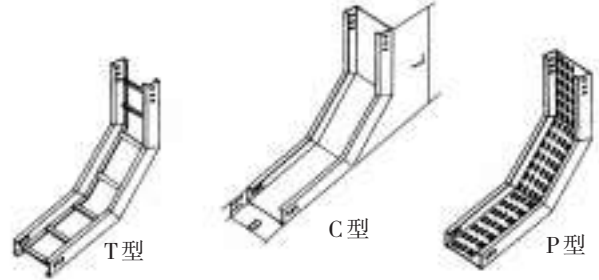
T P C 型	型号 Type	H (mm)	B (mm)	L (mm)	单件重量 kg Unit Weight		
					T型	P型	C型
T P C 型	LJ-03A-62	60	200	600	1000	8.17	7.58
	LJ-03A-63		300	700	1100	9.81	10.93
	LJ-03A-64		400	800	1200	11.45	14.37
	LJ-03A-65		500	900	1300	13.08	17.24
	LJ-03A-66		600	1000	1400	14.90	20.34
	LJ-03A-68		800	1200	1600	18.00	27.12
T P C 型	LJ-03A-102	100	200	700	1200	9.39	9.07
	LJ-03A-103		300	800	1300	10.98	12.80
	LJ-03A-104		400	900	1400	12.66	16.45
	LJ-03A-105		500	1000	1500	14.43	19.53
	LJ-03A-106		600	1100	1600	16.03	22.84
	LJ-03A-108		800	1300	1800	19.40	30.03
T P C 型	LJ-03A-152	150	200	700	1200	12.16	13.48
	LJ-03A-153		300	800	1300	13.89	17.86
	LJ-03A-154		400	900	1400	15.62	22.17
	LJ-03A-155		500	1000	1500	17.36	25.75
	LJ-03A-156		600	1100	1600	19.09	29.57
	LJ-03A-158		800	1300	1800	22.56	37.78

LJ-04A T、P、C型  
铝合金水平四通桥架  
Al alloy horizontal cross support



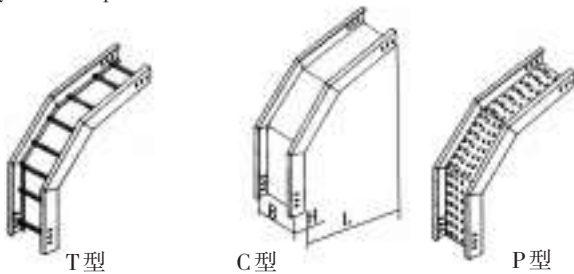
	型号 Type	H (mm)	B (mm)	L (mm)	单件重量 kg Unit Weight		备注 Remark
					T型	P型	
T P C 型	LJ-04A-62	60	200	1000	11.80	7.49	
	LJ-04A-63		300	1100	13.89	11.08	
	LJ-04A-64		400	1200	16.21	14.74	
	LJ-04A-65		500	1300	18.30	17.57	
	LJ-04A-66		600	1400	20.10	20.61	
	LJ-04A-68		800	1600	24.30	27.29	
T P C 型	LJ-04A-102	100	200	1200	13.11	8.32	
	LJ-04A-103		300	1300	15.18	12.04	
	LJ-04A-104		400	1400	17.25	15.70	
	LJ-04A-105		500	1500	19.32	18.53	
	LJ-04A-106		600	1600	21.39	21.57	
	LJ-04A-108		800	1800	25.53	28.25	
T P C 型	LJ-04A-152	150	200	1200	25.53	11.93	
	LJ-04A-153		300	1300	19.04	16.12	
	LJ-04A-154		400	1400	21.11	20.38	
	LJ-04A-155		500	1500	23.18	23.62	
	LJ-04A-156		600	1600	25.25	27.06	
	LJ-04A-158		800	1800	29.40	34.55	

LJ-05A T、P、C型  
铝合金垂直下弯通  
Al alloy vertical down bend



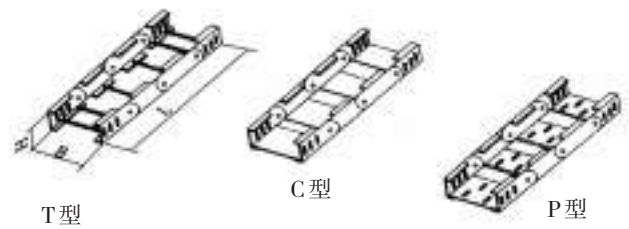
	型号 Type	H (mm)	B (mm)	L (mm)	单件重量 kg Unit Weight		备注 Remark
					T型	P型	
T P C 型	LJ-05A-62	60	200	360	2.73	3.21	
	LJ-05A-63		300		3.30	4.01	
	LJ-05A-64		400		3.86	5.22	
	LJ-05A-65		500		4.48	6.12	
	LJ-05A-66		600		5.06	7.03	
	LJ-05A-68		800		6.21	8.83	
T P C 型	LJ-05A-102	100	200	400	3.46	4.00	
	LJ-05A-103		300		4.02	4.83	
	LJ-05A-104		400		4.59	6.10	
	LJ-05A-105		500		5.15	7.04	
	LJ-05A-106		600		5.72	7.99	
	LJ-05A-108		800		6.85	9.87	
T P C 型	LJ-05A-152	150	200	600	5.37	6.40	
	LJ-05A-153		300		5.94	7.48	
	LJ-05A-154		400		6.50	9.19	
	LJ-05A-155		500		7.07	10.43	
	LJ-05A-156		600		7.63	11.66	
	LJ-05A-158		800		8.76	14.13	

LJ-06A T、P、C型  
铝合金垂直上弯通  
Al alloy vertical up bend



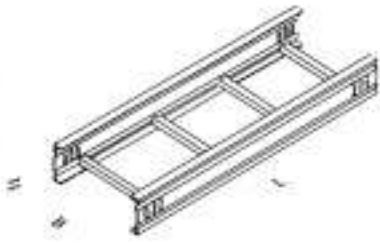
	型号 Type	H (mm)	B (mm)	L (mm)	单件重量 kg Unit Weight		备注 Remark
					T型	P型	
T P C 型	LJ-06A-62	60	200	360	2.73	3.00	
	LJ-06A-63		300		3.30	3.70	
	LJ-06A-64		400		3.86	4.71	
	LJ-06A-65		500		4.48	5.48	
	LJ-06A-66		600		5.06	6.26	
	LJ-06A-68		800		6.21	7.81	
T P C 型	LJ-06A-102	100	200	400	3.46	3.72	
	LJ-06A-103		300		4.02	4.41	
	LJ-06A-104		400		4.59	5.43	
	LJ-06A-105		500		5.15	6.20	
	LJ-06A-106		600		5.72	6.98	
	LJ-06A-108		800		6.85	8.53	
T P C 型	LJ-06A-152	150	200	600	5.37	5.97	
	LJ-06A-153		300		5.94	6.83	
	LJ-06A-154		400		6.50	8.15	
	LJ-06A-155		500		7.07	9.13	
	LJ-06A-156		600		7.63	10.11	
	LJ-06A-158		800		8.76	12.06	

LJ-07A T、P、C型  
铝合金转动弯通  
Al alloy rotational bend



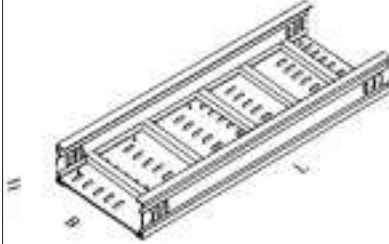
	型号 Type	H (mm)	B (mm)	L (mm)	单件重量 kg Unit Weight		备注 Remark
					T型	P型	
T P C 型	LJ-07A-62	60	200	600	4.57	4.83	
	LJ-07A-63		300		5.34	5.96	
	LJ-07A-64		400		6.11	7.13	
	LJ-07A-65		500		6.88	8.08	
	LJ-07A-66		600		7.64	9.48	
	LJ-07A-68		800		9.18	11.78	
T P C 型	LJ-07A-102	100	200	800	5.86	6.13	
	LJ-07A-103		300		6.62	7.20	
	LJ-07A-104		400		7.39	9.11	
	LJ-07A-105		500		8.16	10.18	
	LJ-07A-106		600		8.93	11.63	
	LJ-07A-108		800		10.46	13.70	
T P C 型	LJ-07A-152	150	200	1200	8.38	10.08	
	LJ-07A-153		300		9.14	11.53	
	LJ-07A-154		400		9.91	12.93	
	LJ-07A-155		500		10.68	13.24	
	LJ-07A-156		600		11.45	14.98	
	LJ-07A-158		800		12.98	16.23	

LJ-01BT型  
铝合金梯级桥架  
Al alloy step support



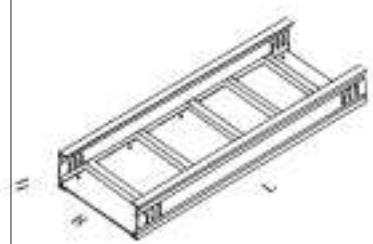
型号 Type	H (mm)	B (mm)	L (mm)	单重 kg/m Weight	备注 Remarks
LJ-01BT-102	100	200	2000	6.51	
LJ-01BT-103		300		7.32	
LJ-01BT-104		400		8.22	
LJ-01BT-105		500		8.91	
LJ-01BT-106		600		10.67	
LJ-01BT-108		800		13.34	
LJ-01BT-152	150	200	2000	8.22	
LJ-01BT-153		300		9.12	
LJ-01BT-154		400		9.78	
LJ-01BT-155		500		10.92	
LJ-01BT-156		600		11.95	
LJ-01BT-158		800		16.10	
LJ-01BT-202	200	200	2000	11.10	
LJ-01BT-203		300		11.78	
LJ-01BT-204		400		12.84	
LJ-01BT-205		500		13.75	
LJ-01BT-206		600		14.79	
LJ-01BT-208		800		17.52	

LJ-01BP型  
铝合金托盘桥架  
Al alloy pallet support



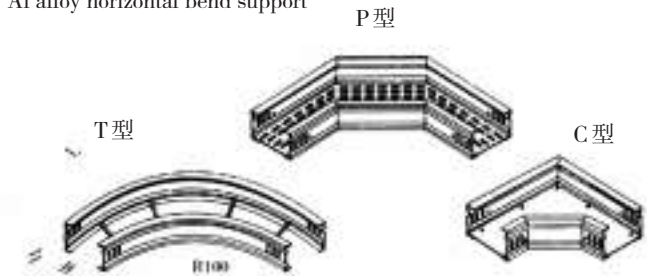
型号 Type	H (mm)	B (mm)	L (mm)	单重 kg/m Weight	备注 Remarks
LJ-01BP-102	100	200	2000	7.92	
LJ-01BP-103		300		9.36	
LJ-01BP-104		400		10.78	
LJ-01BP-105		500		12.24	
LJ-01BP-106		600		15.26	
LJ-01BP-108		800		17.61	
LJ-01BP-152	150	200	2000	9.44	
LJ-01BP-153		300		11.68	
LJ-01BP-154		400		12.55	
LJ-01BP-155		500		14.02	
LJ-01BP-156		600		17.28	
LJ-01BP-158		800		19.62	
LJ-01BP-202	200	200	2000	11.79	
LJ-01BP-203		300		14.04	
LJ-01BP-204		400		15.14	
LJ-01BP-205		500		16.97	
LJ-01BP-206		600		19.75	
LJ-01BP-208		800		22.21	

LJ-01BC型  
铝合金槽式桥架  
Al alloy fluted support



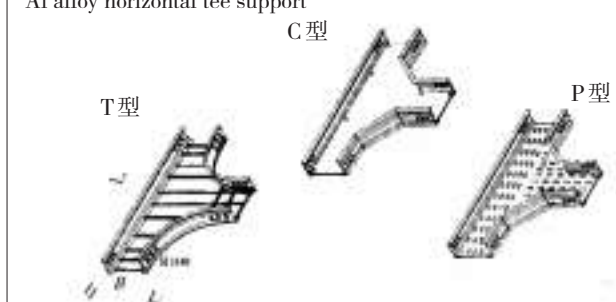
型号 Type	H (mm)	B (mm)	L (mm)	单重 kg/m Weight	备注 Remarks
LJ-01BC-102	100	200	2000	7.92	
LJ-01BC-103		300		9.36	
LJ-01BC-104		400		10.78	
LJ-01BC-105		500		12.24	
LJ-01BC-106		600		15.26	
LJ-01BC-108		800		17.61	
LJ-01BC-152	150	200	2000	9.44	
LJ-01BC-153		300		11.68	
LJ-01BC-154		400		12.55	
LJ-01BC-155		500		14.02	
LJ-01BC-156		600		17.28	
LJ-01BC-158		800		19.62	
LJ-01BC-202	200	200	2000	11.79	
LJ-01BC-203		300		14.04	
LJ-01BC-204		400		15.14	
LJ-01BC-205		500		16.97	
LJ-01BC-206		600		19.75	
LJ-01BC-208		800		22.21	

LJ-02B T、P、C型  
铝合金水平弯通桥架  
Al alloy horizontal bend support



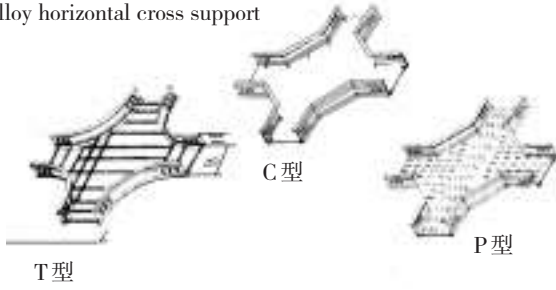
	型号 Type	H (mm)	B (mm)	L (mm)	单件重量 kg Unit Weight		
					T型	P型	C型
T P C 型	LJ-02B-102	100	200	600	3.92	3.74	4.64
	LJ-02B-103		300	700	4.91	5.76	6.78
	LJ-02B-104		400	800	5.91	8.56	9.97
	LJ-02B-105		500	900	6.90	11.14	13.04
	LJ-02B-106		600	1000	7.90	14.11	16.51
	LJ-02B-108		800	1200	9.89	20.99	23.78
T P C 型	LJ-02B-152	150	200	700	6.19	6.00	7.00
	LJ-02B-153		300	800	7.78	8.44	9.74
	LJ-02B-154		400	900	8.48	11.68	13.48
	LJ-02B-155		500	1000	9.60	14.60	16.84
	LJ-02B-156		600	1100	10.72	17.92	20.32
	LJ-02B-158		800	1300	12.98	25.49	28.49
T P C 型	LJ-02B-202	200	200	700	8.44	7.73	8.83
	LJ-02B-203		300	800	9.74	10.49	11.79
	LJ-02B-204		400	900	11.04	13.92	15.32
	LJ-02B-205		500	1000	12.33	17.00	19.01
	LJ-02B-206		600	1100	13.63	20.51	22.95
	LJ-02B-208		800	1300	16.04	28.42	31.92

LJ-03B T、P、C型  
铝合金水平三通桥架  
Al alloy horizontal tee support



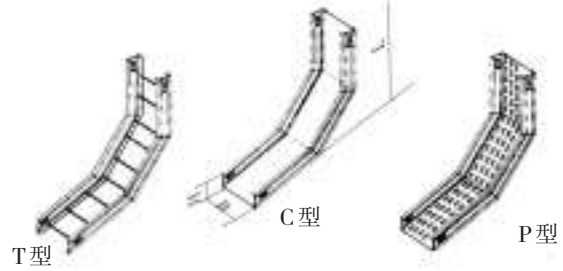
	型号 Type	H (mm)	B (mm)	L1 (mm)	L2 (mm)	单件重量 kg Unit Weight	
						T型	P型
T P C 型	LJ-03B-102	100	200	600	1000	8.20	5.73
	LJ-03B-103		300	700	1100	9.66	8.52
	LJ-03B-104		400	800	1200	11.15	11.52
	LJ-03B-105		500	900	1300	12.64	13.98
	LJ-03B-106		600	1000	1400	14.12	16.65
	LJ-03B-108		800	1200	1600	17.10	22.58
T P C 型	LJ-03B-152	150	200	700	1200	11.90	9.06
	LJ-03B-153		300	800	1300	13.46	12.39
	LJ-03B-154		400	900	1400	15.04	15.92
	LJ-03B-155		500	1000	1500	16.61	18.77
	LJ-03B-156		600	1100	1600	18.18	21.82
	LJ-03B-158		800	1300	1800	21.32	28.53
T P C 型	LJ-03B-202	200	200	700	1200	15.07	11.39
	LJ-03B-203		300	800	1300	16.75	15.08
	LJ-03B-204		400	900	1400	18.43	18.73
	LJ-03B-205		500	1000	1500	20.11	21.69
	LJ-03B-206		600	1100	1600	21.79	24.84
	LJ-03B-208		800	1300	1800	25.15	31.77

LJ-04B T、P、C型  
铝合金水平四通桥架  
Al alloy horizontal cross support



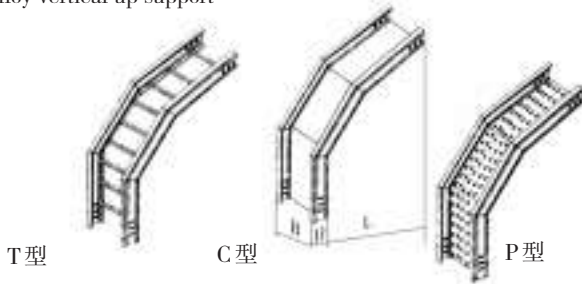
	型号 Type	H (mm)	B (mm)	L (mm)	单件重量kg Unit Weight		
					T型	P型	C型
T P C型	LJ-04B-102	100	200	1000	11.93	7.70	
	LJ-04B-103		300	1100	13.85	11.32	
	LJ-04B-104		400	1200	15.77	14.98	
	LJ-04B-105		500	1300	17.69	17.81	
	LJ-04B-106		600	1400	19.61	20.85	
	LJ-04B-108		800	1600	23.45	27.53	
T P C型	LJ-04B-152	150	200	1200	16.78	11.93	
	LJ-04B-153		300	1300	18.70	16.12	
	LJ-04B-154		400	1400	20.62	20.38	
	LJ-04B-155		500	1500	22.54	23.62	
	LJ-04B-156		600	1600	23.69	27.06	
	LJ-04B-158		800	1800	28.30	34.55	
T P C型	LJ-04B-202	200	200	1200	20.54	14.65	
	LJ-04B-203		300	1300	22.46	19.14	
	LJ-04B-204		400	1400	24.38	23.40	
	LJ-04B-205		500	1500	26.30	26.64	
	LJ-04B-206		600	1600	28.22	30.09	
	LJ-04B-208		800	1800	32.06	37.57	

LJ-05B T、P、C型  
铝合金垂直下弯通  
Al alloy vertical down support



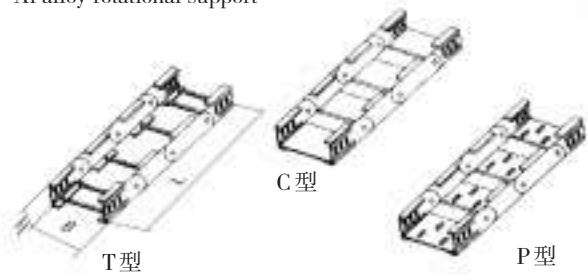
	型号 Type	H (mm)	B (mm)	L (mm)	单件重量kg Unit Weight		
					T型	P型	C型
T P C型	LJ-05B-102	100	200	400	3.02	3.53	
	LJ-05B-103		300		3.59	4.36	
	LJ-05B-104		400		4.17	5.63	
	LJ-05B-105		500		4.74	6.58	
	LJ-05B-106		600		5.32	7.52	
	LJ-05B-108		800		6.47	9.41	
T P C型	LJ-05B-152	150	200	600	5.40	6.40	
	LJ-05B-153		300		5.97	7.48	
	LJ-05B-154		400		6.55	9.19	
	LJ-05B-155		500		7.13	10.43	
	LJ-05B-156		600		7.70	11.66	
	LJ-05B-158		800		8.85	14.13	
T P C型	LJ-05B-202	200	200	650	7.97	9.11	
	LJ-05B-203		300		8.55	10.25	
	LJ-05B-204		400		9.12	12.08	
	LJ-05B-205		500		9.70	13.40	
	LJ-05B-206		600		10.28	14.71	
	LJ-05B-208		800		11.43	17.35	

LJ-06B T、P、C型  
铝合金垂直上弯通  
Al alloy vertical up support



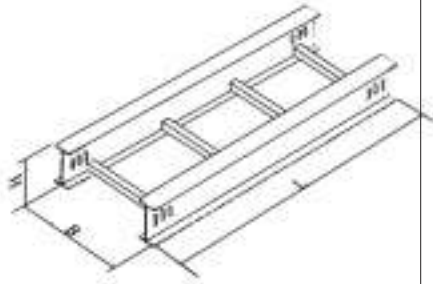
	型号 Type	H (mm)	B (mm)	L (mm)	单件重量kg Unit Weight		
					T型	P型	C型
T P C型	LJ-06B-102	100	200	400	3.02	3.25	
	LJ-06B-103		300		3.59	3.94	
	LJ-06B-104		400		4.17	4.96	
	LJ-06B-105		500		4.74	5.73	
	LJ-06B-106		600		5.32	6.51	
	LJ-06B-108		800		6.47	8.06	
T P C型	LJ-06B-152	150	200	600	5.40	5.97	
	LJ-06B-153		300		5.97	6.83	
	LJ-06B-154		400		6.55	8.15	
	LJ-06B-155		500		7.13	9.13	
	LJ-06B-156		600		7.70	10.11	
	LJ-06B-158		800		8.85	12.06	
T P C型	LJ-06B-202	200	200	650	7.97	8.54	
	LJ-06B-203		300		8.55	9.40	
	LJ-06B-204		400		9.12	10.72	
	LJ-06B-205		500		9.70	11.70	
	LJ-06B-206		600		10.28	12.67	
	LJ-06B-208		800		11.43	14.63	

LJ-07B T、P、C型  
铝合金转动弯通  
Al alloy rotational support



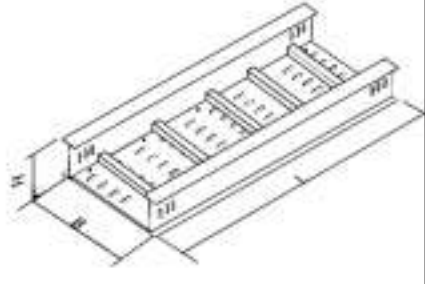
	型号 Type	H (mm)	B (mm)	L (mm)	单件重量kg Unit Weight		
					T型	P型	C型
T P C型	LJ-07B-102	100	200	600	4.99	5.43	
	LJ-07B-103		300		5.76	7.08	
	LJ-07B-104		400		6.53	7.98	
	LJ-07B-105		500		7.30	9.12	
	LJ-07B-106		600		8.06	10.15	
	LJ-07B-108		800		9.60	11.98	
T P C型	LJ-07B-152	150	200	800	8.38	9.12	
	LJ-07B-153		300		9.14	10.56	
	LJ-07B-154		400		9.91	11.34	
	LJ-07B-155		500		10.68	12.98	
	LJ-07B-156		600		11.45	14.12	
	LJ-07B-158		800		12.98	15.97	
T P C型	LJ-07B-202	200	200	1200	12.30	13.22	
	LJ-07B-203		300		13.06	14.57	
	LJ-07B-204		400		13.82	15.63	
	LJ-07B-205		500		14.59	17.12	
	LJ-07B-206		600		15.36	18.34	
	LJ-07B-208		800		16.90	19.93	

LJ-01CT型  
铝合金梯级桥架  
Al alloy step support



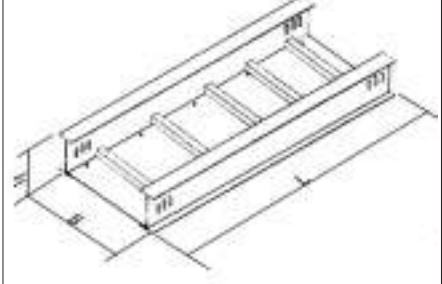
型号 Type	H (mm)	B (mm)	L (mm)	单重 kg/m Weight	备注 Remarks
LJ-01CT-102	112	200	2000	7.01	
LJ-01CT-103		300	3000	8.08	
LJ-01CT-104		400	4000	9.04	
LJ-01CT-105		500	5000	10.13	
LJ-01CT-106		600	5000	11.84	
LJ-01CT-108		800	6000	13.50	
LJ-01CT-152	162	200	2000	8.93	
LJ-01CT-153		300	3000	9.88	
LJ-01CT-154		400	4000	10.84	
LJ-01CT-155		500	5000	11.80	
LJ-01CT-156		600	5000	13.64	
LJ-01CT-158		800	6000	16.18	
LJ-01CT-202	212	200	2000	11.88	
LJ-01CT-203		300	3000	12.63	
LJ-01CT-204		400	4000	13.79	
LJ-01CT-205		500	4000	14.75	
LJ-01CT-206		600	5000	16.09	
LJ-01CT-208		800	6000	19.25	

LJ-01CP型  
铝合金托盘桥架  
Al alloy pallet support



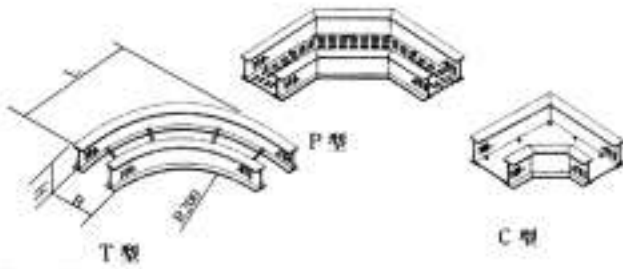
型号 Type	H (mm)	B (mm)	L (mm)	单重 kg/m Weight	备注 Remarks
LJ-01CP-102	112	200	2000	8.59	
LJ-01CP-103		300	3000	9.91	
LJ-01CP-104		400	4000	11.45	
LJ-01CP-105		500	5000	13.73	
LJ-01CP-106		600	5000	16.50	
LJ-01CP-108		800	6000	19.56	
LJ-01CP-152	162	200	2000	10.39	
LJ-01CP-153		300	3000	12.84	
LJ-01CP-154		400	4000	14.10	
LJ-01CP-155		500	5000	15.53	
LJ-01CP-156		600	5000	18.93	
LJ-01CP-158		800	6000	22.11	
LJ-01CP-202	212	200	2000	13.09	
LJ-01CP-203		300	3000	15.66	
LJ-01CP-204		400	4000	16.70	
LJ-01CP-205		500	4000	18.23	
LJ-01CP-206		600	5000	21.60	
LJ-01CP-208		800	6000	24.81	

LJ-01CC型  
铝合金槽式桥架  
Al alloy fluted support



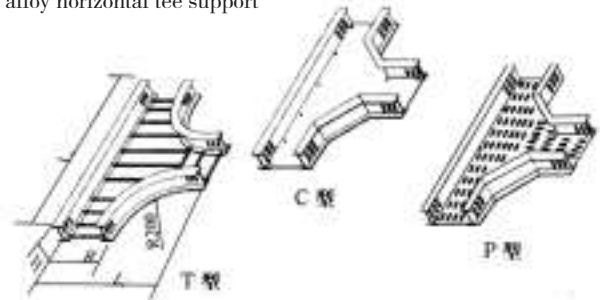
型号 Type	H (mm)	B (mm)	L (mm)	单重 kg/m Weight	备注 Remarks
LJ-01CC-102	112	200	2000	8.59	
LJ-01CC-103		300	3000	9.91	
LJ-01CC-104		400	4000	11.45	
LJ-01CC-105		500	5000	13.73	
LJ-01CC-106		600	5000	16.50	
LJ-01CC-108		800	6000	19.56	
LJ-01CC-152	162	200	2000	10.39	
LJ-01CC-153		300	3000	12.84	
LJ-01CC-154		400	4000	14.10	
LJ-01CC-155		500	5000	15.53	
LJ-01CC-156		600	5000	18.93	
LJ-01CC-158		800	6000	22.11	
LJ-01CC-202	212	200	2000	13.09	
LJ-01CC-203		300	3000	15.66	
LJ-01CC-204		400	4000	16.70	
LJ-01CC-205		500	4000	18.23	
LJ-01CC-206		600	5000	21.60	
LJ-01CC-208		800	6000	24.81	

LJ-02C T、P、C型  
铝合金水平弯通桥架  
Al alloy horizontal bend support



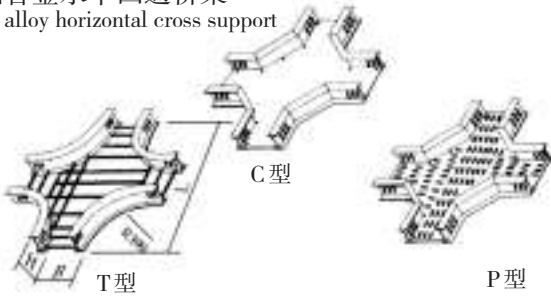
型号 Type	H (mm)	B (mm)	L (mm)	单件重量 kg Unit Weight		
				T型	P型	C型
T P C 型	112	200	600	4.32	4.51	5.31
		300	700	5.35	6.72	7.72
		400	800	6.38	9.80	10.97
		500	900	7.41	12.50	13.98
		600	1000	8.45	15.59	17.49
		800	1200	10.51	22.72	24.83
T P C 型	162	200	700	6.47	6.83	7.83
		300	800	7.62	9.43	10.73
		400	900	8.76	12.97	14.58
		500	1000	9.90	15.98	17.24
		600	1100	11.05	19.41	21.53
		800	1300	13.34	27.17	30.17
T P C 型	212	200	700	8.69	8.56	8.76
		300	800	10.01	11.48	12.98
		400	900	11.32	15.19	17.19
		500	1000	12.62	18.40	20.90
		600	1100	13.95	22.48	25.48
		800	1300	16.58	30.12	33.62

LJ-03C T、P、C型  
铝合金水平三通桥架  
Al alloy horizontal tee support



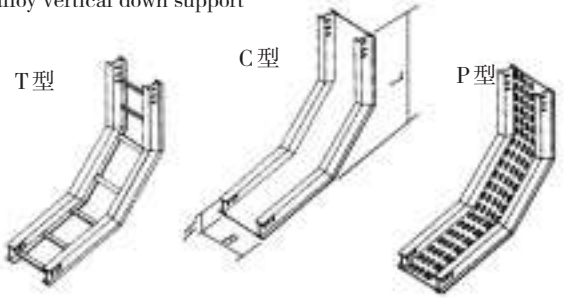
型号 Type	H (mm)	B (mm)	L1 (mm)	L2 (mm)	单件重量 kg Unit Weight	
					T型	P型
T P C 型	112	200	600	1000	8.73	6.68
		300	700	1100	10.25	9.74
		400	800	1200	11.76	12.62
		500	900	1300	13.27	14.98
		600	1000	1400	14.78	17.78
		800	1200	1600	17.81	23.76
T P C 型	162	200	700	1200	12.24	10.06
		300	800	1300	13.83	13.19
		400	900	1400	15.41	16.92
		500	1000	1500	17.00	19.79
		600	1100	1600	18.58	22.86
		800	1300	1800	21.75	29.79
T P C 型	212	200	700	1200	15.42	12.39
		300	800	1300	17.11	15.88
		400	900	1400	18.80	19.74
		500	1000	1500	20.50	22.71
		600	1100	1600	22.19	25.88
		800	1300	1800	25.57	32.93

LJ-04C T、P、C型  
铝合金水平四通桥架  
Al alloy horizontal cross support



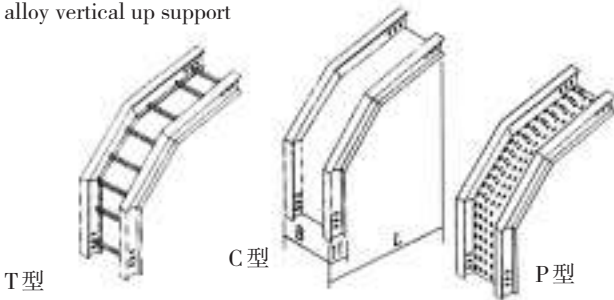
	型号 Type	H (mm)	B (mm)	L (mm)	单件重量 kg Unit Weight		备注 Remark
					T型	P、C型	
T P C型	LJ-04C-102	112	200	1000	12.57	8.31	
	LJ-04C-103		300	1100	14.49	12.00	
	LJ-04C-104		400	1200	16.41	15.86	
	LJ-04C-105		500	1300	18.33	18.69	
	LJ-04C-106		600	1400	20.25	21.73	
	LJ-04C-108		800	1600	24.09	28.41	
T P C型	LJ-04C-152	162	200	1200	17.19	12.45	
	LJ-04C-153		300	1300	19.11	16.68	
	LJ-04C-154		400	1400	21.03	21.17	
	LJ-04C-155		500	1500	22.95	24.41	
	LJ-04C-156		600	1600	24.87	27.85	
	LJ-04C-158		800	1800	28.71	35.34	
T P C型	LJ-04C-202	212	200	1200	20.96	15.17	
	LJ-04C-203		300	1300	22.88	19.70	
	LJ-04C-204		400	1400	24.80	24.19	
	LJ-04C-205		500	1500	26.72	27.43	
	LJ-04C-206		600	1600	28.64	30.88	
	LJ-04C-208		800	1800	32.48	38.26	

LJ-05C T、P、C型  
铝合金垂直下弯通  
Al alloy vertical down support



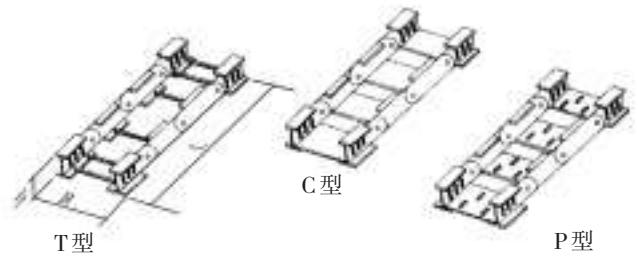
	型号 Type	H (mm)	B (mm)	L (mm)	单件重量 kg Unit Weight		备注 Remark
					T型	P、C型	
T P C型	LJ-05C-102	112	200	412	3.39	4.25	
	LJ-05C-103		300		3.97	5.10	
	LJ-05C-104		400		4.55	6.50	
	LJ-05C-105		500		5.12	7.46	
	LJ-05C-106		600		5.70	8.42	
	LJ-05C-108		800		6.85	10.35	
T P C型	LJ-05C-152	162	200	612	5.71	7.18	
	LJ-05C-153		300		6.30	8.27	
	LJ-05C-154		400		6.86	10.08	
	LJ-05C-155		500		7.44	11.34	
	LJ-05C-156		600		8.02	12.57	
	LJ-05C-158		800		9.17	15.06	
T P C型	LJ-05C-202	212	200	662	8.36	10.02	
	LJ-05C-203		300		8.93	11.18	
	LJ-05C-204		400		9.51	13.15	
	LJ-05C-205		500		10.08	14.48	
	LJ-05C-206		600		10.66	15.82	
	LJ-05C-208		800		11.81	18.49	

LJ-06C T、P、C型  
铝合金垂直上弯通  
Al alloy vertical up support



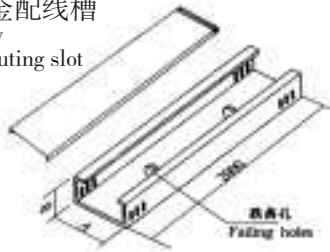
	型号 Type	H (mm)	B (mm)	L (mm)	单件重量 kg Unit Weight		备注 Remark
					T型	P、C型	
T P C型	LJ-06C-102	112	200	400	3.39	.93	
	LJ-06C-103		300		3.97	4.63	
	LJ-06C-104		400		4.55	5.74	
	LJ-06C-105		500		5.12	6.52	
	LJ-06C-106		600		5.70	7.29	
	LJ-06C-108		800		6.85	8.84	
T P C型	LJ-06C-152	162	200	600	5.71	6.73	
	LJ-06C-153		300		6.30	7.30	
	LJ-06C-154		400		6.86	9.01	
	LJ-06C-155		500		7.44	9.98	
	LJ-06C-156		600		8.02	10.96	
	LJ-06C-158		800		9.17	12.91	
T P C型	LJ-06C-202	212	200	650	8.36	9.42	
	LJ-06C-203		300		8.93	10.29	
	LJ-06C-204		400		9.51	11.71	
	LJ-06C-205		500		10.08	12.68	
	LJ-06C-206		600		10.66	13.66	
	LJ-06C-208		800		11.81	15.61	

LJ-07C T、P、C型  
铝合金转动弯通  
Al alloy rotational support



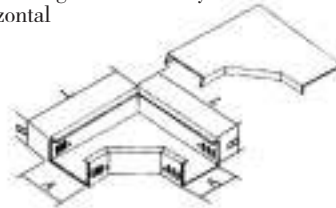
	型号 Type	H (mm)	B (mm)	L (mm)	单件重量 kg Unit Weight		备注 Remark
					T型	P、C型	
T P C型	LJ-06C-102	112	200	600	5.35	6.15	
	LJ-06C-103		300		6.12	7.20	
	LJ-06C-104		400		6.89	8.13	
	LJ-06C-105		500		7.66	9.02	
	LJ-06C-106		600		8.42	10.33	
	LJ-06C-108		800		9.96	11.24	
T P C型	LJ-06C-152	162	200	800	8.74	9.63	
	LJ-06C-153		300		9.50	10.46	
	LJ-06C-154		400		10.27	11.78	
	LJ-06C-155		500		10.04	12.87	
	LJ-06C-156		600		11.81	13.57	
	LJ-06C-158		800		13.34	15.23	
T P C型	LJ-06C-202	212	200	1200	13.02	14.13	
	LJ-06C-203		300		13.79	15.29	
	LJ-06C-204		400		14.56	16.97	
	LJ-06C-205		500		15.32	17.96	
	LJ-06C-206		600		16.09	18.32	
	LJ-06C-208		800		17.63	20.12	

LPC-01A型  
铝合金配线槽  
Al alloy  
Distributing slot



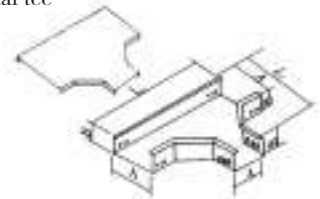
型号 Type	A (mm)	B (mm)	单重 kg/m Weight	备注 Remarks
LPC-01A-1	50	25	4.10	
LPC-01A-2	80	40	5.30	
LPC-01A-3	100	50	6.11	
LPC-01A-4	120	60	7.20	
LPC-01A-5	150	75	9.28	
LPC-01A-6	200	100	11.14	
LPC-01A-7	250	125	13.07	
LPC-01A-8	300	150	15.24	

LPC-02A型  
铝合金水平弯通配线槽  
Distributing slot of Al alloy  
horizontal



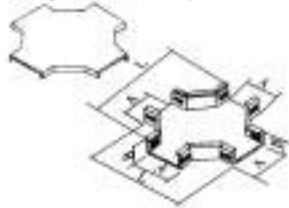
型号 Type	A (mm)	B (mm)	L (mm)	单重 kg/m Weight
LPC-02A-1	50	25	150	0.92
LPC-02A-2	80	40	280	1.95
LPC-02A-3	100	50	300	2.46
LPC-02A-4	120	60	320	2.78
LPC-02A-5	150	75	350	3.80
LPC-02A-6	200	100	450	5.41
LPC-02A-7	250	125	500	5.95
LPC-02A-8	300	150	650	7.12

LPC-03A型  
铝合金水平三通配线槽  
Distributing slot of Al alloy  
horizontal tee



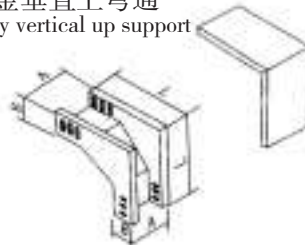
型号 Type	A (mm)	B (mm)	L1 (mm)	L2 (mm)	单重 kg/m Weight
LPC-03A-1	50	25	250	150	1.85
LPC-03A-2	80	40	480	280	2.87
LPC-03A-3	100	50	500	300	3.23
LPC-03A-4	120	60	520	320	3.89
LPC-03A-5	150	75	550	350	4.96
LPC-03A-6	200	100	700	450	6.96
LPC-03A-7	250	125	750	500	8.56
LPC-03A-8	300	150	1000	650	11.05

LPC-04A型  
铝合金水平四通配线槽  
Distributing slot of Al alloy horizontal cross



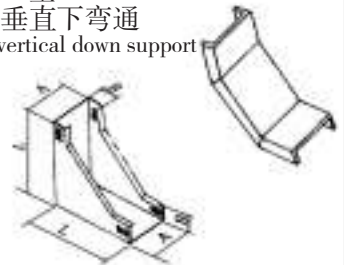
型号 Type	A (mm)	B (mm)	L (mm)	单重 kg/m Weight
LPC-04A-1	50	25	250	1.12
LPC-04A-2	80	40	480	3.93
LPC-04A-3	100	50	500	4.32
LPC-04A-4	120	60	520	4.78
LPC-04A-5	150	75	550	5.40
LPC-04A-6	200	100	700	8.39
LPC-04A-7	250	125	750	11.43
LPC-04A-8	300	150	1000	14.57

LPC-05A型  
铝合金垂直上弯通  
Al alloy vertical up support



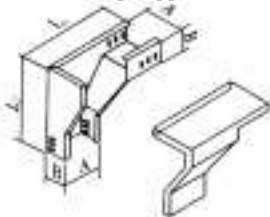
型号 Type	A (mm)	B (mm)	L (mm)	单重 kg/m Weight
LPC-05A-1	50	25	125	0.43
LPC-05A-2	80	40	240	1.32
LPC-05A-3	100	50	250	1.57
LPC-05A-4	120	60	260	1.89
LPC-05A-5	150	75	275	2.24
LPC-05A-6	200	100	350	3.38
LPC-05A-7	250	125	375	4.54
LPC-05A-8	300	150	500	5.66

LPC-05B型  
铝合金垂直下弯通  
Al alloy vertical down support



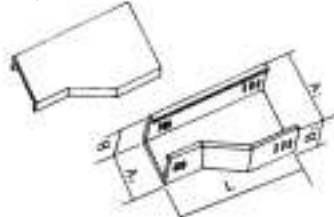
型号 Type	A (mm)	B (mm)	L (mm)	单重 kg/m Weight
LPC-05B-1	50	25	125	0.53
LPC-05B-2	80	40	240	1.62
LPC-05B-3	100	50	250	1.87
LPC-05B-4	120	60	260	2.19
LPC-05B-5	150	75	275	2.64
LPC-05B-6	200	100	350	3.79
LPC-05B-7	250	125	375	4.93
LPC-05B-8	300	150	500	6.17

LPC-05C型  
铝合金垂直左上弯通  
Al alloy vertical left up support



型号 Type	A (mm)	B (mm)	L1 (mm)	L2 (mm)	单重 kg/m Weight
LPC-05C-1	50	25	150	100	0.49
LPC-05C-2	80	40	280	180	1.09
LPC-05C-3	100	50	300	200	1.48
LPC-05C-4	120	60	320	220	1.95
LPC-05C-5	150	75	350	250	2.60
LPC-05C-6	200	100	450	300	3.83
LPC-05C-7	250	125	500	350	5.17
LPC-05C-8	300	150	600	500	6.79

LPC-06B型  
铝合金异径接头  
Al alloy increaser



型号 Type	A1 x B1 (mm)	A2 x B2 (mm)	L (mm)	单重 kg/m Weight
LPC-06B-1	50 x 25	100 x 50	300	0.67
LPC-06B-2	80 x 40	150 x 75	300	1.37
LPC-06B-3	80 x 40	200 x 100	300	2.06
LPC-06B-4	100 x 50	200 x 100	350	2.47
LPC-06B-5	100 x 50	300 x 150	450	3.77
LPC-06B-6	200 x 100	250 x 25	350	3.08
LPC-06B-7	200 x 100	300 x 150	450	3.97
LPC-06B-8	250 x 125	300 x 150	450	4.23

LFZ-01型  
铝合金直通护罩  
Shield of alloy straight



型号 Type	B (mm)	重量kg	重量kg
LFZ-01-2	25	4.92	
LFZ-01-3	40	6.90	
LFZ-01-4	50	10.32	
LFZ-01-5	60	12.44	
LFZ-01-6	75	15.56	
LFZ-01-8	100	18.80	
LFZ-01-9	125	19.43	
LFZ-01-10	150	22.02	


# 防火桥架

## Fire Prevention Support

# XQJ-LJ

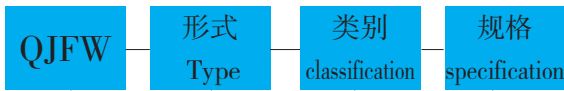
防火桥架是我公司在公安部上海消防科学研究所协助,及众多设计单位的支持下,研制成功我国新一代防火钢制桥架。其防火性能、电气性能、金属结构性能,已超过美国、日本、等国的有关指标。

The fire-proof cable support system is the first-generation cable support system made of fire-resistant steel which was developed by this factory with the help of the Shanghai Fire-Fighting Science Research Institute under the Ministry of Public Security and support of a lot of design units. Its technical parameters have exceeded those set out in relevant standards of U.S.A and Japan in fire-resistance, electric properties and metal-structure properties.



# 防火型电缆桥架表示法

## Notation of Fire-proof Cable Support



表示桥架的规格或规格序号 Mean the specification or specification no. of the support  
(用阿拉伯数字表示) (show with Arabic numbers)

表示桥架的类别 Mean the classification of the support  
(用阿拉伯数字表示) (show with Arabic numbers)

表示桥架的结构形式 Mean the type of the support

I C表示隔层加绝热槽盒结构 I C means the structure add adiabatic slot box to the separator

II C表示防火材料为阻燃板结构 II C means the fire-proof material is fire resistant structure

III C表示玻璃纤维增强阻燃材料结构 III C means the glass fiber strengthen fire resistant structure.

表示阻燃型桥架 means fire resistance support

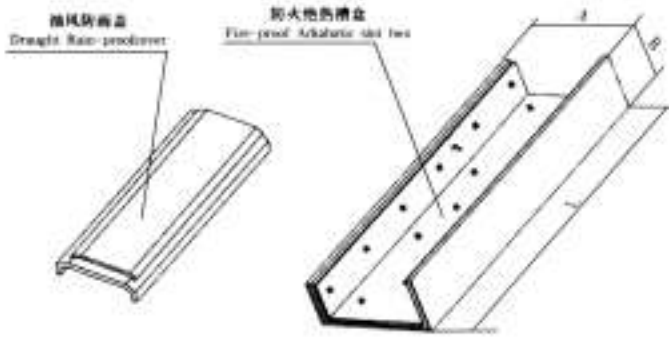
# 主要技术性能指标

## Major Technical Performance Target

序号 No.	测试项目 Test Item	测试标准 Test Standard	技术要求 Technical Requirements	测试结果 Test Result
1	氧指数 Target of Oxygen	GB2406-80	≥40	01 > 45
2	水平燃烧法 Horizontal firing method	GB2408-80	难燃 I 级 Grade I flame retardancy	I 级 Grade I
3	垂直燃烧法 Vertical firing method	GB2409-84	FV-O 级 Grade FV-O	FV-O 级 Grade FV-O
4	烟密度 Density of the smoke	GB8627-88	最大烟密度 Max density ≤ 20% 烟密度等级 Grade of density of smoke SDB ≤ 15%	7% 5.2
5	一般可燃试验 Normal combustible test	GB8626-88	通过 pass	通过
6	平均烟气温度(°C) Average smoke temperature	GB8625-88	< 200	146
7	燃烧剩余长度平均值(cm) Average value of firing left length	GB8625-88	> 15	23
8	炽热棒法 Red-hot stick method	GB2407-80	燃蚀长度 Firing length L ≤ 10mm	燃蚀长度 Firing length L=5.4mm
9	抗压缩强度 Press resistant strength	GB1448-83	30~50Mpa	40Mpa
10	抗拉伸强度 Stretch resistant strength	GB1447-83	80~100Mpa	86Mpa
11	抗弯曲强度 Bend resistant	GB1449-83	≥ 100Mpa	120Mpa
12	抗冲击强度 Knock resistant strength	GB1451-83	50~80kJ/m2	70kJ/m2
13	热线性膨胀系数 Expansion coefficient of hot	GB2572-81	20 × 10 <sup>-5</sup> /°C	15 × 10 <sup>-5</sup> /°C
14	导热系数 Thermal coefficient	GB3139-82	≤ 0.4W/mK	0.3 W/mK
15	耐油性 Oil resistivity	Q/321124 ADW 002-91	油浸泡 30 天无异常变化 Dipping in oil for 30 days no unusual change	油浸泡 60 天无异常变化 Dipping in oil for 30 days no unusual change
16	耐水性 Water resistivity	Q/321124 ADW 003-91	25°C 水浸泡 30 天无异常变化 Dipping in 25°C water for 30 days no unusual change	水浸泡 60 天无异常变化 Dipping in water for 30 days no unusual change
17	耐酸性 Acid resistivity	Q/321124 ADW 004-91	浸置于 20% 硫酸溶液中浸泡 15 天无异常变化 Dipping in 20% sulfuric acid for 15 days no unusual change	浸泡 30 天无异常变化 Dipping for 30 days no unusual change
18	耐碱性 Alkali resistivity	Q/321124 ADW 005-91	浸置于 1% 碱碱液中浸泡 15 天无异常变化 Dipping in 1% alkali solution for 15 days no unusual change	浸泡 30 天无异常变化 Dipping for 30 days no unusual change
19	耐盐性 Salt resistivity	Q/321124 ADW 006-91	浸置于 30% 盐液中浸泡 15 天无异常变化 Dipping in 30% salt solution for 15 days no unusual change	浸泡 30 天无异常变化 Dipping for 30 days no unusual change
20	耐候性 Anti-weather	Q/321124 ADW 007-91	空气温度大于 70% 30 天无异常变化 no unusual change after 30 days when air temperature large than 70%	60 天无异常变化 no unusual change after 60 days
21	常温性能 Normal temperature performance	Q/321124 ADW 008-91	放置在 70 ± 5°C 烘箱中 15 天无异常变化 no unusual change after being store 15days in 70 ± 5°C incubator	30 天无异常变化 after 30 days no unusual change
22	低温性能 Low temperature performance	Q/321124 ADW 009-91	放置在 -40 ± 5°C 冷藏箱中 15 天无异常变化 no unusual change after being store 15days in -40 ± 5°C incubator	30 天无异常变化 after 30 days no unusual change
23	高温性能 High temperature performance	Q/321124 ADW 010-91	放置在 120°C 恒温箱中 2 天无异常变化 no unusual change after being store 2 days in 120°C incubator	5 天无异常变化 after 5 days no unusual change

直通桥架 QJFW-I C-01A

Straight-Way Bridgeframe

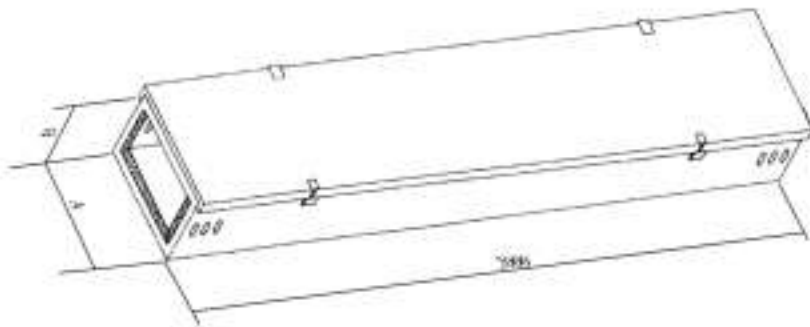


序号 No.	型号 Type	外型尺寸 overall Dimensions		内截面 Inner Section		备注 Remarks
		A	B	宽 Width	高 height	
1	IC-01A-1	150	100	100	60	
2	IC-01A-2	200	100	150	60	
3	IC-01A-3	300	100	250	60	
4	IC-01A-4	400	100	350	60	
5	IC-01A-5	200	150	150	110	
6	IC-01A-6	300	150	250	110	
7	IC-01A-7	400	150	350	110	
8	IC-01A-8	500	150	450	110	
9	IC-01A-9	300	200	250	160	
10	IC-01A-10	400	200	350	160	
11	IC-01A-11	500	200	450	160	
12	IC-01A-12	600	200	550	160	
13	IC-01A-13	400	250	350	210	
14	IC-01A-14	500	250	450	210	
15	IC-01A-15	600	250	550	210	
16	IC-01A-16	800	250	750	210	
17	IC-01A-17	500	300	450	260	
18	IC-01A-18	600	300	550	260	

防火绝热槽盒按体积计价  
 Judge the value of fire proof adiabatic to their volume  
 钢制桥架部分按本公司合同规格普通桥架的1.8倍计价  
 Judge the value of steel support 1.8 times of our normal support of the same specifications

直通桥架 QJFW-II C-01A

Straight-Way Bridgeframe

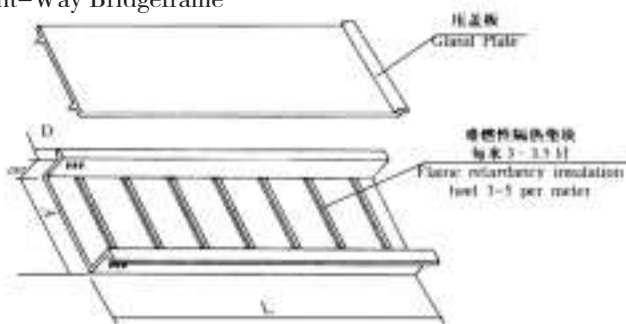


序号 No.	型号 Type	规格 Specification A x B	备注 Remarks
1	II C-01A-1	50 x 25	
2	II C-01A-2	100 x 50	
3	II C-01A-3	150 x 75	
4	II C-01A-4	200 x 100	
5	II C-01A-5	250 x 125	
6	II C-01A-6	300 x 150	
7	II C-01A-7	400 x 200	
8	II C-01A-8	500 x 200	
9	II C-01A-9	600 x 200	
10	II C-01A-10	800 x 200	

防火阻燃板按体积计价  
 Judge the value of fire proof adiabatic slot boxes according to their volume  
 钢制桥架部分按本公司合同规格普通桥架方法计价  
 Judge the value of steel support according to our normal support of the same specifications

直通桥架 QJFW-III C-01A

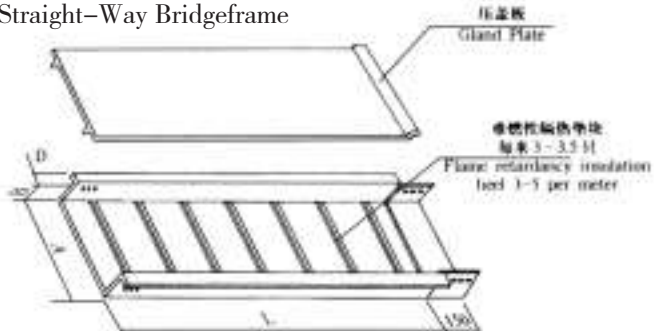
Straight-Way Bridgeframe



序号 No.	型号 Type	规格 Specification				整体 m <sup>2</sup> Entirety		备注 Remarks	
		L	A	B	δ	槽板	盖板		
1	III C-01A-100-20	2000	200	100	4.0	3.87	2.82	难燃性隔热垫块附件另计	
2	III C-01A-150-20	2000	200	150		4.71			
3	III C-01A-100-30	2000	300	100		4.71	3.68		
4	III C-01A-150-30	2000	300	150		5.55			
5	III C-01A-100-40	2000	400	100	5	6.94	5.68	A 小于 150mm	
6	III C-01A-150-40	2000	400	150		7.99			
7	III C-01A-100-50	2000	500	100	6	7.99	6.74	D 为 20mm	
8	III C-01A-100-50	2000	500	150		9.03			
9	III C-01A-100-60	2000	600	100	8	10.84	9.38	D 为 30mm	
10	III C-01A-150-60	2000	600	150		12.10			
11	III C-01A-100-80	2000	800	100	10	17.81	15.93	A 大于 800mm	
12	III C-01A-150-80	2000	800	150		19.94			
13	III C-01A-100-100	2000	1000	100		26.46			
14	III C-01A-150-100	2000	1000	150		28.56			

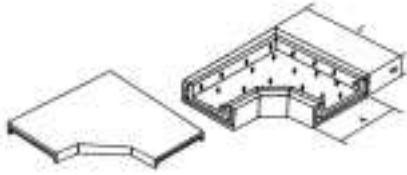
直通桥架 QJFW-III C-01B

Straight-Way Bridgeframe



序号 No.	型号 Type	规格 Specification				整体 m <sup>2</sup> Entirety		备注 Remarks	
		L	A	B	δ	槽板	盖板		
1	III C-01B-100-20	2000	200	100	4.0	4.12	2.82		
2	III C-01B-150-20	2000	200	150		5.03			
3	III C-01B-100-30	2000	300	100		5.03	3.68		
4	III C-01B-150-30	2000	300	150		5.93			
5	III C-01B-100-40	2000	400	100	5.0	7.42	5.68		
6	III C-01B-150-40	2000	400	150		8.55			
7	III C-01B-100-50	2000	500	100	6.0	8.55	6.74		
8	III C-01B-100-50	2000	500	150		9.66			
9	III C-01B-100-60	2000	600	100	8.0	11.6	9.38		
10	III C-01B-150-60	2000	600	150		12.95			
11	III C-01B-100-80	2000	800	100	10	19.07	15.93		
12	III C-01B-150-80	2000	800	150		20.88			
13	III C-01B-100-100	2000	1000	100		28.35			
14	III C-01B-150-100	2000	1000	150		30.61			

水平弯通 QJFW- II C-02A  
Horizontal Curved-Way

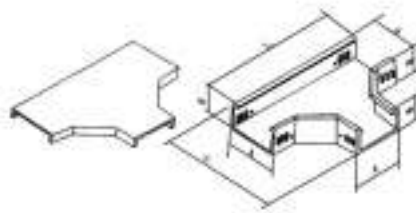


序号 No.	型号 Type	规格 Specification A × B	长度 L <sub>1</sub> Length	长度 L <sub>2</sub> Length	备注 Remarks
1	II C-02A-1	50 × 25	150		
2	II C-02A-2	100 × 50	300		
3	II C-02A-3	150 × 75	350		
4	II C-02A-4	200 × 100	450		
5	II C-02A-5	250 × 125	500		
6	II C-02A-6	300 × 150	650		
7	II C-02A-7	400 × 200	800		
8	II C-02A-8	500 × 200	900		
9	II C-02A-9	600 × 200	1000		
10	II C-02A-10	800 × 200	1200		

防火阻燃板按体积计价

Judge the value of fire proof adiabatic slot boxes according to their volume  
钢制桥架部分按本公司合同规格普通桥架方法计价  
Judge the value of steel support according to our normal support of the same specifications

水平三通 QJFW- II C-03A  
Horizontal 3-Way

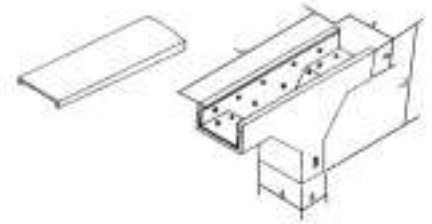


序号 No.	型号 Type	规格 Specification A × B	长度 L <sub>1</sub> Length	长度 L <sub>2</sub> Length	备注 Remarks
1	II C-03A-1	50 × 25	250	150	
2	II C-03A-2	100 × 50	500	300	
3	II C-03A-3	150 × 75	550	350	
4	II C-03A-4	200 × 100	700	450	
5	II C-03A-5	250 × 125	750	500	
6	II C-03A-6	300 × 150	1000	650	
7	II C-03A-7	400 × 200	1200	800	
8	II C-03A-8	500 × 200	1300	900	
9	II C-03A-9	600 × 200	1400	1000	
10	II C-03A-10	800 × 200	1600	1200	

防火阻燃板按体积计价

Judge the value of fire proof adiabatic slot boxes according to their volume  
钢制桥架部分按本公司合同规格普通桥架方法计价  
Judge the value of steel support according to our normal support of the same specifications

上垂直三通 QJFW- II C-03B  
Upward Vertical 3-Way

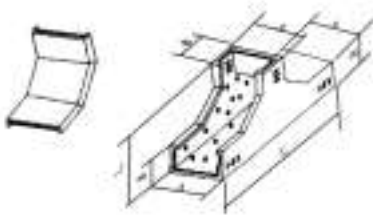


序号 No.	型号 Type	规格 Specification A × B	长度 L <sub>1</sub> Length	长度 L <sub>2</sub> Length	备注 Remarks
1	II C-03B-1	50 × 25	225	125	
2	II C-03B-2	100 × 50	450	250	
3	II C-03B-3	150 × 75	475	275	
4	II C-03B-4	200 × 100	600	350	
5	II C-03B-5	250 × 125	625	375	
6	II C-03B-6	300 × 150	850	500	
7	II C-03B-7	400 × 200	1000	600	
8	II C-03B-8	500 × 200	1000	600	
9	II C-03B-9	600 × 200	1000	600	
10	II C-03B-10	800 × 200	1000	600	

防火阻燃板按体积计价

Judge the value of fire proof adiabatic slot boxes according to their volume  
钢制桥架部分按本公司合同规格普通桥架方法计价  
Judge the value of steel support according to our normal support of the same specifications

下垂直三通 QJFW- II C-03C  
Downward Vertical 3-Way

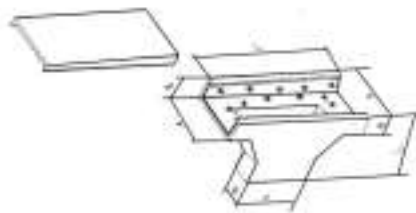


序号 No.	型号 Type	规格 Specification A × B	长度 L <sub>1</sub> Length	长度 L <sub>2</sub> Length	备注 Remarks
1	II C-03C-1	50 × 25	225	125	
2	II C-03C-2	100 × 50	450	250	
3	II C-03C-3	150 × 75	475	275	
4	II C-03C-4	200 × 100	600	350	
5	II C-03C-5	250 × 125	625	375	
6	II C-03C-6	300 × 150	850	500	
7	II C-03C-7	400 × 200	1000	600	
8	II C-03C-8	500 × 200	1000	600	
9	II C-03C-9	600 × 200	1000	600	
10	II C-03C-10	800 × 200	1000	600	

防火阻燃板按体积计价

Judge the value of fire proof adiabatic slot boxes according to their volume  
钢制桥架部分按本公司合同规格普通桥架方法计价  
Judge the value of steel support according to our normal support of the same specifications

上边垂直三通 QJFW- II C-03D  
Upside Vertical 3-Way

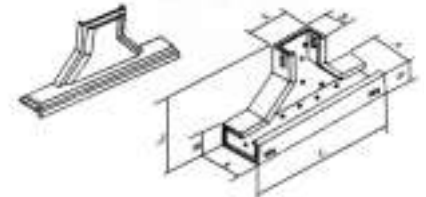


序号 No.	型号 Type	规格 Specification A × B	长度 L <sub>1</sub> Length	长度 L <sub>2</sub> Length	备注 Remarks
1	II C-03D-1	50 × 25	250	125	
2	II C-03D-2	100 × 50	500	250	
3	II C-03D-3	150 × 75	550	275	
4	II C-03D-4	200 × 100	700	350	
5	II C-03D-5	250 × 125	750	375	
6	II C-03D-6	300 × 150	1000	500	
7	II C-03D-7	400 × 200	1200	600	
8	II C-03D-8	500 × 200	1300	600	
9	II C-03D-9	600 × 200	1400	600	
10	II C-03D-10	800 × 200	1600	600	

防火阻燃板按体积计价

Judge the value of fire proof adiabatic slot boxes according to their volume  
钢制桥架部分按本公司合同规格普通桥架方法计价  
Judge the value of steel support according to our normal support of the same specifications

下边垂直三通 QJFW- II C-03E  
Downside Vertical 3-Way

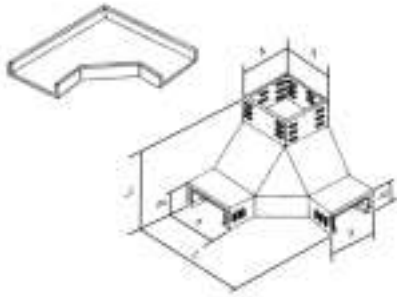


序号 No.	型号 Type	规格 Specification A × B	长度 L <sub>1</sub> Length	长度 L <sub>2</sub> Length	备注 Remarks
1	II C-03E-1	50 × 25	250	125	
2	II C-03E-2	100 × 50	500	250	
3	II C-03E-3	150 × 75	550	275	
4	II C-03E-4	200 × 100	700	350	
5	II C-03E-5	250 × 125	750	375	
6	II C-03E-6	300 × 150	1000	500	
7	II C-03E-7	400 × 200	1200	600	
8	II C-03E-8	500 × 200	1300	600	
9	II C-03E-9	600 × 200	1400	600	
10	II C-03E-10	800 × 200	1600	600	

防火阻燃板按体积计价

Judge the value of fire proof adiabatic slot boxes according to their volume  
钢制桥架部分按本公司合同规格普通桥架方法计价  
Judge the value of steel support according to our normal support of the same specifications

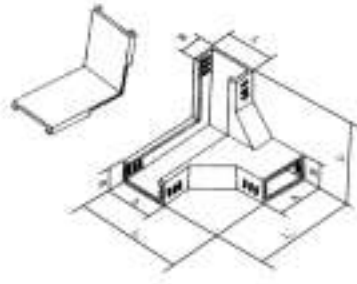
上角垂直三通 QJFW- II C-03F  
Up-corner Vertical 3-Way



序号 No.	型号 Type	规格 Specification A × B	长度L <sub>1</sub> Lenght	长度L <sub>2</sub> Lenght	备注 Remarks
1	II C-03F-1	50 × 25	150	125	
2	II C-03F-2	100 × 50	300	250	
3	II C-03F-3	150 × 75	350	275	
4	II C-03F-4	200 × 100	450	350	
5	II C-03F-5	250 × 125	500	375	
6	II C-03F-6	300 × 150	650	500	
7	II C-03F-7	400 × 200	800	600	
8	II C-03F-8	500 × 200	900	600	
9	II C-03F-9	600 × 200	1000	600	
10	II C-03F-10	800 × 200	1200	600	

防火阻燃板按体积计价  
Judge the value of fire proof adiabatic slot boxes according to their volume  
钢制桥架部分按本公司合同规格普通桥架方法计价  
Judge the value of steel support according to our normal support of the same specifications

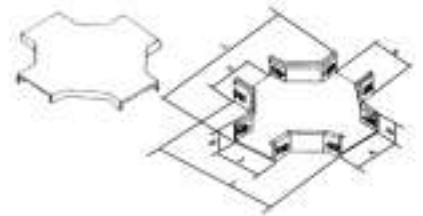
下角垂直三通 QJFW- II C-03G  
Down-corner Vertical 3-Way



序号 No.	型号 Type	规格 Specification A × B	长度L <sub>1</sub> Lenght	长度L <sub>2</sub> Lenght	备注 Remarks
1	II C-03G-1	50 × 25	150	125	
2	II C-03G-2	100 × 50	300	250	
3	II C-03G-3	150 × 75	350	275	
4	II C-03G-4	200 × 100	450	350	
5	II C-03G-5	250 × 125	500	375	
6	II C-03G-6	300 × 150	650	500	
7	II C-03G-7	400 × 200	800	600	
8	II C-03G-8	500 × 200	900	600	
9	II C-03G-9	600 × 200	1000	600	
10	II C-03G-10	800 × 200	1200	600	

防火阻燃板按体积计价  
Judge the value of fire proof adiabatic slot boxes according to their volume  
钢制桥架部分按本公司合同规格普通桥架方法计价  
Judge the value of steel support according to our normal support of the same specifications

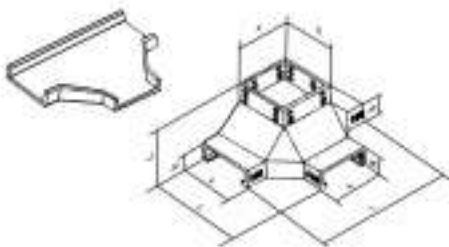
水平四通 QJFW- II C-04A  
Horizontal 4-Way



序号 No.	型号 Type	规格 Specification A × B	长度L <sub>1</sub> Lenght	备注 Remarks
1	II C-03B-1	50 × 25	250	
2	II C-03B-2	100 × 50	500	
3	II C-03B-3	150 × 75	550	
4	II C-03B-4	200 × 100	700	
5	II C-03B-5	250 × 125	750	
6	II C-03B-6	300 × 150	1000	
7	II C-03B-7	400 × 200	1200	
8	II C-03B-8	500 × 200	1300	
9	II C-03B-9	600 × 200	1400	
10	II C-03B-10	800 × 200	1600	

防火阻燃板按体积计价  
Judge the value of fire proof adiabatic slot boxes according to their volume  
钢制桥架部分按本公司合同规格普通桥架方法计价  
Judge the value of steel support according to our normal support of the same specifications

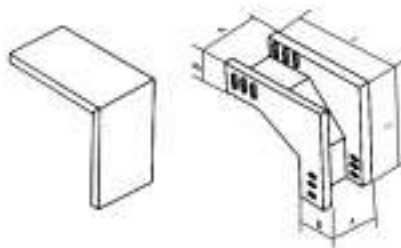
上垂直四通 QJFW- II C-04B  
Upward Vertical 4-Way



序号 No.	型号 Type	规格 Specification A × B	长度L <sub>1</sub> Lenght	长度L <sub>2</sub> Lenght	长度L <sub>3</sub> Lenght	备注 Remarks
1	II C-04B-1	50 × 25	250	150	125	
2	II C-04B-2	100 × 50	500	300	250	
3	II C-04B-3	150 × 75	550	350	275	
4	II C-04B-4	200 × 100	700	450	350	
5	II C-04B-5	250 × 125	750	500	375	
6	II C-04B-6	300 × 150	1000	650	500	
7	II C-04B-7	400 × 200	1200	800	600	
8	II C-04B-8	500 × 200	1300	900	600	
9	II C-04B-9	600 × 200	1400	1000	600	
10	II C-04B-10	800 × 200	1600	1200	600	

防火阻燃板按体积计价  
Judge the value of fire proof adiabatic slot boxes according to their volume  
钢制桥架部分按本公司合同规格普通桥架方法计价  
Judge the value of steel support according to our normal support of the same specifications

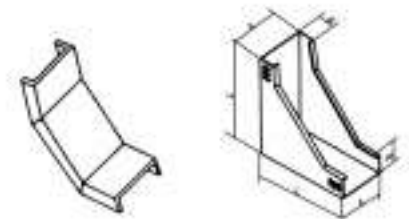
垂直上弯通 QJFW- II C-05A  
Vertical Upward curved-Way



序号 No.	型号 Type	规格 Specification A × B	长度L <sub>1</sub> Lenght	备注 Remarks
1	II C-05A-1	50 × 25	125	
2	II C-05A-2	100 × 50	250	
3	II C-05A-3	150 × 75	275	
4	II C-05A-4	200 × 100	350	
5	II C-05A-5	250 × 125	325	
6	II C-05A-6	300 × 150	500	
7	II C-05A-7	400 × 200	600	
8	II C-05A-8	500 × 200	600	
9	II C-05A-9	600 × 200	600	
10	II C-05A-10	800 × 200	600	

防火阻燃板按体积计价  
Judge the value of fire proof adiabatic slot boxes according to their volume  
钢制桥架部分按本公司合同规格普通桥架方法计价  
Judge the value of steel support according to our normal support of the same specifications

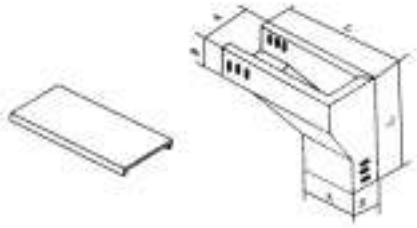
垂直下弯通 QJFW- II C-05B  
Vertical Downward curved-Way



序号 No.	型号 Type	规格 Specification A × B	长度L <sub>1</sub> Lenght	备注 Remarks
1	II C-05B-1	50 × 25	125	
2	II C-05B-2	100 × 50	250	
3	II C-05B-3	150 × 75	275	
4	II C-05B-4	200 × 100	350	
5	II C-05B-5	250 × 125	375	
6	II C-05B-6	300 × 150	500	
7	II C-05B-7	400 × 200	600	
8	II C-05B-8	500 × 200	600	
9	II C-05B-9	600 × 200	600	
10	II C-05B-10	800 × 200	600	

防火阻燃板按体积计价  
Judge the value of fire proof adiabatic slot boxes according to their volume  
钢制桥架部分按本公司合同规格普通桥架方法计价  
Judge the value of steel support according to our normal support of the same specifications

垂直右上弯通 QJFW- II C-05C  
Vertical right-Upward curved-Way

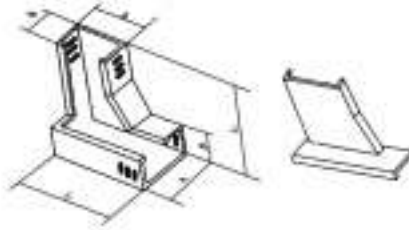


序号 No.	型号 Type	规格 Specification A × B	长度 L <sub>1</sub> Length	长度 L <sub>2</sub> Length	备注 Remarks
1	II C-05C-1	50 × 25	150	100	
2	II C-05C-2	100 × 50	300	200	
3	II C-05C-3	150 × 75	350	250	
4	II C-05C-4	200 × 100	450	300	
5	II C-05C-5	250 × 125	500	350	
6	II C-05C-6	300 × 150	650	500	
7	II C-05C-7	400 × 200	800	600	
8	II C-05C-8	500 × 200	900	700	
9	II C-05C-9	600 × 200	1000	800	
10	II C-05C-10	800 × 200	1200	1000	

防火阻燃板按体积计价

Judge the value of fire proof adiabatic slot boxes according to their volume  
 钢制桥架部分按本公司合同规格普通桥架方法计价  
 Judge the value of steel support according to our normal support of the same specifications

垂直左下弯通 QJFW- II C-05D  
Vertical left-Downward curved-Way

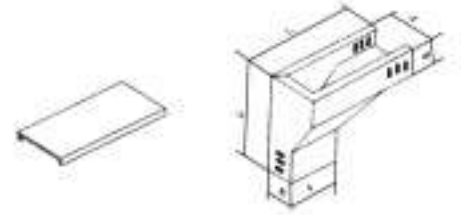


序号 No.	型号 Type	规格 Specification A × B	长度 L <sub>1</sub> Length	长度 L <sub>2</sub> Length	备注 Remarks
1	II C-05D-1	50 × 25	150	125	
2	II C-05D-2	100 × 50	300	250	
3	II C-05D-3	150 × 75	350	275	
4	II C-05D-4	200 × 100	450	350	
5	II C-05D-5	250 × 125	500	375	
6	II C-05D-6	300 × 150	650	500	
7	II C-05D-7	400 × 200	800	600	
8	II C-05D-8	500 × 200	900	600	
9	II C-05D-9	600 × 200	1000	600	
10	II C-05D-10	800 × 200	1200	600	

防火阻燃板按体积计价

Judge the value of fire proof adiabatic slot boxes according to their volume  
 钢制桥架部分按本公司合同规格普通桥架方法计价  
 Judge the value of steel support according to our normal support of the same specifications

垂直右上弯通 QJFW- II C-05E  
Vertical right-Upward curved-Way

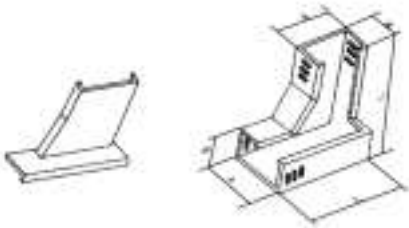


序号 No.	型号 Type	规格 Specification A × B	长度 L <sub>1</sub> Length	长度 L <sub>2</sub> Length	备注 Remarks
1	II C-05E-1	50 × 25	150	100	
2	II C-05E-2	100 × 50	300	200	
3	II C-05E-3	150 × 75	350	250	
4	II C-05E-4	200 × 100	450	300	
5	II C-05E-5	250 × 125	500	350	
6	II C-05E-6	300 × 150	650	500	
7	II C-05E-7	400 × 200	800	600	
8	II C-05E-8	500 × 200	900	700	
9	II C-05E-9	600 × 200	1000	800	
10	II C-05E-10	800 × 200	1200	1000	

防火阻燃板按体积计价

Judge the value of fire proof adiabatic slot boxes according to their volume  
 钢制桥架部分按本公司合同规格普通桥架方法计价  
 Judge the value of steel support according to our normal support of the same specifications

垂直右下弯通 QJFW- II C-05F  
Vertical Right-Downward curved-Way

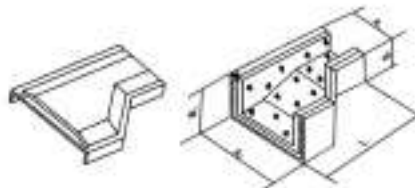


序号 No.	型号 Type	规格 Specification A × B	长度 L <sub>1</sub> Length	长度 L <sub>2</sub> Length	备注 Remarks
1	II C-05F-1	50 × 25	150	125	
2	II C-05F-2	100 × 50	300	250	
3	II C-05F-3	150 × 75	350	275	
4	II C-05F-4	200 × 100	450	350	
5	II C-05F-5	250 × 125	500	375	
6	II C-05F-6	300 × 150	650	500	
7	II C-05F-7	400 × 200	800	600	
8	II C-05F-8	500 × 200	900	600	
9	II C-05F-9	600 × 200	1000	600	
10	II C-05F-10	800 × 200	1200	600	

防火阻燃板按体积计价

Judge the value of fire proof adiabatic slot boxes according to their volume  
 钢制桥架部分按本公司合同规格普通桥架方法计价  
 Judge the value of steel support according to our normal support of the same specifications

异径接头 QJFW- I C-06A  
Diameter-Varied joint

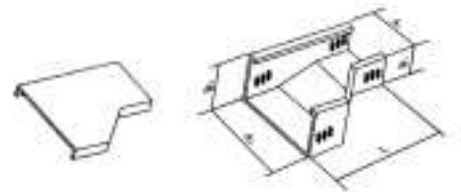


序号 No.	型号 Type	外型尺寸 overall Dimensions		内截面 Inner Section		备注 Remarks
		A	B	宽 × 高 Width × height		
1	IC-06A-1	150	100	100	60	
2	IC-06A-2	200	100	150	60	
3	IC-06A-3	300	100	250	60	
4	IC-06A-4	400	100	350	60	
5	IC-06A-5	200	150	150	110	
6	IC-06A-6	300	150	250	110	
7	IC-06A-7	400	150	350	110	
8	IC-06A-8	500	150	450	110	
9	IC-06A-9	300	200	250	160	
10	IC-06A-10	400	200	350	160	
11	IC-06A-11	500	200	450	160	
12	IC-06A-12	600	200	550	160	
13	IC-06A-13	400	250	350	210	
14	IC-06A-14	500	250	450	210	
15	IC-06A-15	600	250	550	210	
16	IC-06A-16	800	250	750	210	
17	IC-06A-17	500	300	450	260	
18	IC-06A-18	600	300	550	260	

防火阻燃板按体积计价

Judge the value of fire proof adiabatic slot boxes according to their volume  
 钢制桥架部分按本公司合同规格普通桥架方法计价  
 Judge the value of steel support according to our normal support of the same specifications

异径接头 QJFW- II C-06A  
Diameter-Varied joint



序号 No.	型号 Type	规格 Specification A1 × B1-A2 × B2	长度 L	备注 Remarks	序号 No.	型号 Type	规格 Specification A1 × B1-A2 × B2	长度 L	备注 Remarks
1	II C-06A-1	150 × 25-100 × 50	200		24	II C-06A-24	150 × 75-800 × 200	950	
2	II C-06A-2	200 × 25-150 × 75	250		25	II C-06A-25	200 × 100-250 × 125	250	
3	II C-06A-3	300 × 25-200 × 100	300		26	II C-06A-26	200 × 00-300 × 51	400	
4	II C-06A-4	450 × 25-250 × 125	350		27	II C-06A-27	200 × 100-400 × 200	500	
5	II C-06A-5	350 × 25-300 × 150	500		28	II C-06A-28	200 × 100-500 × 200	600	
6	II C-06A-6	650 × 25-400 × 200	600		29	II C-06A-29	200 × 100-600 × 200	700	
7	II C-06A-7	750 × 25-500 × 200	700		30	II C-06A-30	200 × 100-800 × 200	900	
8	II C-06A-8	850 × 25-600 × 200	800		31	II C-06A-31	250 × 125-800 × 150	350	
9	II C-06A-9	950 × 25-800 × 200	1000		32	II C-06A-32	250 × 125-400 × 200	450	
10	II C-06A-10	100 × 50-150 × 75	250		33	II C-06A-33	250 × 125-800 × 200	550	
11	II C-06A-11	100 × 50-200 × 100	300		34	II C-06A-34	250 × 125-600 × 200	650	
12	II C-06A-12	100 × 50-250 × 125	350		35	II C-06A-35	250 × 125-800 × 200	850	
13	II C-06A-13	100 × 50-300 × 150	500		36	II C-06A-36	300 × 150-400 × 200	500	
14	II C-06A-14	100 × 50-400 × 200	600		37	II C-06A-37	300 × 150-500 × 200	600	
15	II C-06A-15	100 × 50-500 × 200	700		38	II C-06A-38	300 × 150-600 × 200	700	
16	II C-06A-16	100 × 50-800 × 200	800		39	II C-06A-39	300 × 150-800 × 00	900	
17	II C-06A-17	100 × 50-800 × 200	1000		40	II C-06A-40	400 × 00-500 × 00	500	
18	II C-06A-18	150 × 75-200 × 100	250		41	II C-06A-41	400 × 200-600 × 200	600	
19	II C-06A-19	150 × 75-250 × 125	300		42	II C-06A-42	400 × 200-800 × 200	800	
20	II C-06A-20	150 × 75-300 × 150	450		43	II C-06A-43	400 × 200-600 × 200	500	
21	II C-06A-21	150 × 5-400 × 200	550		44	II C-06A-44	500 × 200-800 × 200	700	
22	II C-06A-22	150 × 75-500 × 200	650		45	II C-06A-45	800 × 200-800 × 200	600	
23	II C-06A-23	150 × 75-600 × 200	750						

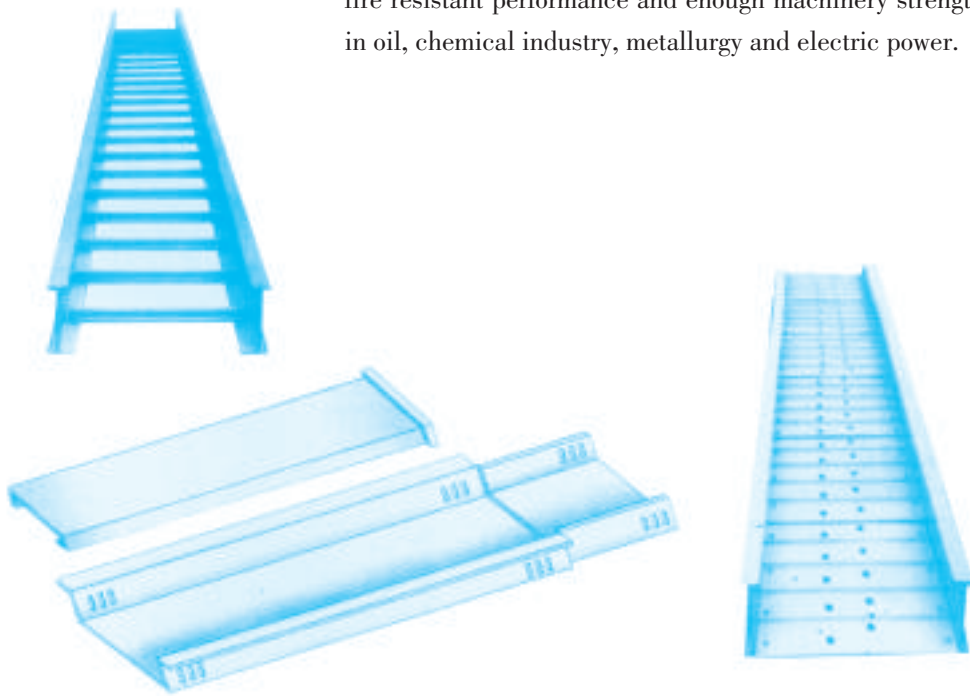
# 阻燃玻璃钢桥架

## Fire Retarding FRP Support

# XQJG(Y、L)

我公司生产的玻璃钢桥架有手糊、模压和拉伸三种型式,其中模压和拉伸二种型式具有强度高、绝缘性能好、耐化学腐蚀、耐火阻燃性能和足够的机械强度,广泛适用于石油、化工、冶金、电力。

The glass fibre reinforced plastic support manufactured by us has three types of manual paste, press back and rolling have the following advantages: high strength good insulation performance, chemical corrosion resisting, fire resistant performance and enough machinery strength. It's widely used in oil, chemical industry, metallurgy and electric power.



XQJG(Y、L)	型式 Structure	类别 Type	规格 specification
-----------	-----------------	------------	---------------------

表示规格或规格序号  
Indication of specification or order number of specification

表示类别种类序号  
Express the classification,

表示结构形式, T为梯级式; P为托盘式; C为槽式  
Express the structure form T: stair-type P: tray-type C: channel type

表示玻璃钢电缆桥架型式系列  
Express the wire converged bridge frame serried  
G: 手糊成型 Y: 模压成型 L: 拉伸成型  
G: Handwork Y: model press L: stretch

## 主要技术指标

### Main Technical Data

#### 1. 阻燃性能指标

序号	名称	指标	试验方法
1	氧指数	≥31	GB2406-80
2	水平燃烧	1级	GB2408-80
3	垂直燃烧	FY-0级	GB4608-84
4	斜面燃烧	1级	TISA1322-66/1

#### 2. 基本物理性能

序号	名称	指标	试验方法
1	抗压强度	≥350kg/cm	GB1448-83
2	抗压强度	≥1000kg/cm <sup>2</sup>	GB1447-83
3	抗弯曲强度		GB1449-83
4	抗冲击强度	≥80kg/cm <sup>2</sup>	GB1451-83
5	线膨胀系数	2.5 × 10 <sup>5</sup> 1/°C	GB2572-81
6	导热系数	0.36W/(m <sup>2</sup> k)	GB3133-82

#### 3. 阻燃玻璃钢桥架在不同跨距最大允许均布载荷变形量

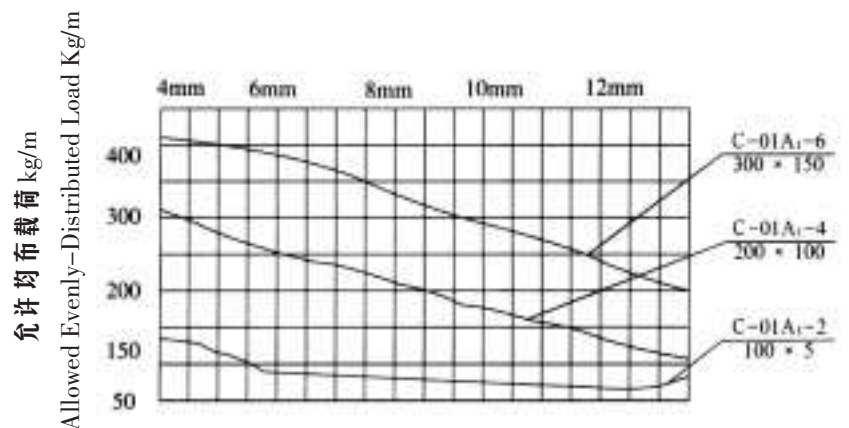
Diagram showing the deformation under permissible Max. Evenly-distributed load of XQJG Flame-Retardant Fiberglass reinforced Plastic Cable Supports system with different spans.

#### 1. Flame-Retardant Property Data

S.N	description	Data	Test Method
1	Oxygen Index	≥31	GB2406-80
2	Horizontal Combustion	1级	GB2408-80
3	Vertical Combustion	FY-0级	GB4608-84
4	Slope Combustion	1级	TIST1322-66/1

#### 2. Based Physical Properties

S.N	Description	Data	Test Method
1	Compression strength	≥350kg/cm	GB1448-83
2	Compression strength	≥1000kg/cm <sup>2</sup>	GB1447-83
3	Bending strength		GB1449-83
4	Resistance impact	≥80kg/cm <sup>2</sup>	GB1451-83
5	Linear expansion coefident	2.5 × 10 <sup>5</sup> 1/°C	GB2572-81
6	Thermal conductivity	0.36W/(m <sup>2</sup> k)	GB3133-82



#### 4. 密度: 1650-1750 公斤/米<sup>3</sup>

#### 5. 阻燃性能: 经 800°C 火源作用 15 分钟

#### 6. 槽盒负载能力: 均布载荷 80kg/m, 集中载荷 180kg/m

#### 7. 外观光滑、平整、无龟裂。

#### 8. 槽盒屏蔽性能:

#### 9. 使用环境: -40~80°C

#### 10. 温度接地: 槽体内有角钢内敷, 节与节之间用引线相联。

#### 4. Density: 1650-1750kg/m<sup>3</sup>

#### 5. Fire-inhibiting property: 15 minutes under effect of fire at 800°C

#### 6. Channel loading capacity: 80kg/m for evenly-distributed load, 180kg/m for concentrated.

#### 7. Appearance: Smooth, level without cracks.

#### 8. Channel shield property:

#### 9. Ambient temperature for application: -40~80°C

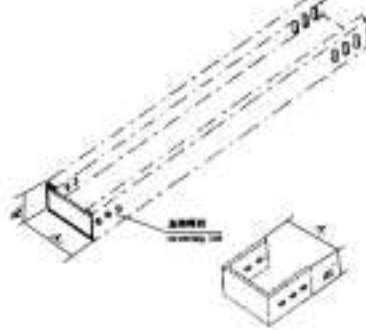
#### 10. temperature earthing : the channel is lined with angle steel sections are connected with leads.

槽式直通桥架 XQJG-C-01A<sub>1</sub>  
Trough-Type Straight-Way Bridgefram



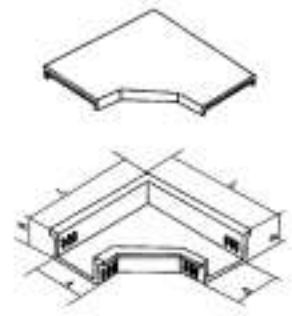
序号 No.	型号 Type	规格 Standard	厚度(mm)
		A × B	Thickness
1	C-01A <sub>1</sub> -1	50 × 25	2
2	C-01A <sub>1</sub> -2	100 × 50	2.5
3	C-01A <sub>1</sub> -3	150 × 75	3
4	C-01A <sub>1</sub> -4	200 × 100	3
5	C-01A <sub>1</sub> -5	250 × 125	3.5
6	C-01A <sub>1</sub> -6	300 × 150	4
7	C-01A <sub>1</sub> -7	400 × 200	4.5
8	C-01A <sub>1</sub> -8	500 × 200	5.5
9	C-01A <sub>1</sub> -9	600 × 200	6.5
10	C-01A <sub>1</sub> -10	800 × 200	7.5

槽式桥架终端接头 XQJG-C-01C  
End Sealing of Trough-Type Bridgefram



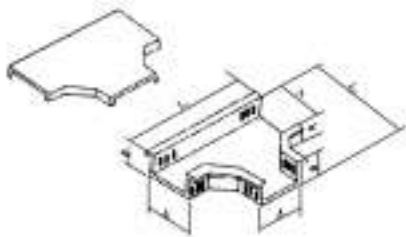
序号 No.	型号 Type	规格 Standard	
		A <sub>1</sub> × B <sub>1</sub>	A <sub>2</sub> × B <sub>2</sub>
1	C-01C-1	50 × 25	43 × 20
2	C-01C-2	100 × 50	86 × 44
3	C-01C-3	150 × 75	137 × 68
4	C-01C-4	200 × 100	184 × 90
5	C-01C-5	250 × 125	236 × 114
6	C-01C-6	300 × 150	283 × 140
7	C-01C-7	400 × 200	385 × 186
8	C-01C-8	500 × 200	484 × 186
9	C-01C-9	600 × 200	584 × 184
10	C-01C-10	800 × 200	782 × 184

槽式水平弯通 XQJG-C-02A  
End Sealing of Trough-Type Bridgefram



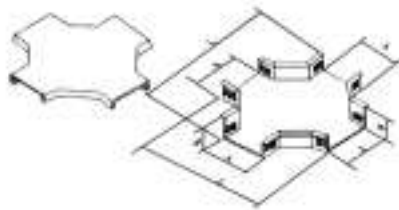
序号 No.	型号 Type	规格 Standard	长度 Length
		A <sub>1</sub> × B <sub>1</sub>	L
1	C-02A-1	50 × 25	200
2	C-02A-2	100 × 50	250
3	C-02A-3	150 × 75	325
4	C-02A-4	200 × 100	400
5	C-02A-5	250 × 125	475
6	C-02A-6	300 × 150	550
7	C-02A-7	400 × 200	700
8	C-02A-8	500 × 200	800
9	C-02A-9	600 × 200	900
10	C-02A-10	800 × 200	1100

槽式水平三通 XQJG-C-03A<sub>1</sub>  
Trough-Type Trough-Way Bridgefram



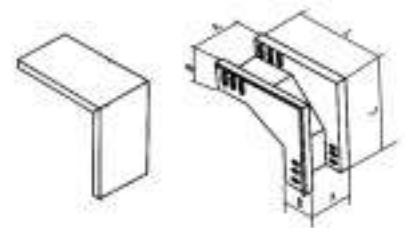
序号 No.	型号 Type	规格 Standard	长度 L <sub>1</sub>	长度 L <sub>2</sub>
		A <sub>1</sub> × B <sub>1</sub>	Length	Length
1	C-03A-1	50 × 25	350	100
2	C-03A-2	100 × 50	400	250
3	C-03A-3	150 × 75	500	325
4	C-03A-4	200 × 100	600	400
5	C-03A-5	250 × 125	700	475
6	C-03A-6	300 × 150	800	550
7	C-03A-7	400 × 200	1000	700
8	C-03A-8	500 × 200	1100	800
9	C-03A-9	600 × 200	1200	900
10	C-03A-10	800 × 200	1400	1000

槽式水平四通 XQJG-C-04A<sub>1</sub>  
Trough-Type Horizontal 4-Way



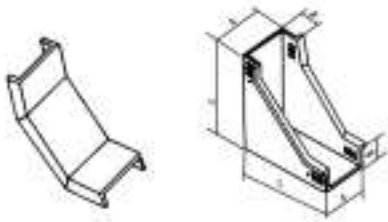
序号 No.	型号 Type	规格 Standard	长度 Length
		A × B	L
1	C-04A-1	50 × 25	350
2	C-04A-2	100 × 50	400
3	C-04A-3	150 × 75	500
4	C-04A-4	200 × 100	600
5	C-04A-5	250 × 125	700
6	C-04A-6	300 × 150	800
7	C-04A-7	400 × 200	1000
8	C-04A-8	500 × 200	1100
9	C-04A-9	600 × 200	1200
10	C-04A-10	800 × 200	1400

槽式垂直上弯通 XQJG-C-05A<sub>1</sub>  
Trough-Type Vertical Upwards  
Curved-Way Bridgefram



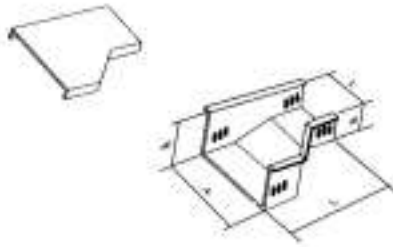
序号 No.	型号 Type	规格 Standard	长度 Length
		A × B	L
1	C-05A-1	50 × 25	175
2	C-05A-2	100 × 50	200
3	C-05A-3	150 × 75	250
4	C-05A-4	200 × 100	300
5	C-05A-5	250 × 125	350
6	C-05A-6	300 × 150	400
7	C-05A-7	400 × 200	500
8	C-05A-8	500 × 200	500
9	C-05A-9	600 × 200	500
10	C-05A-10	800 × 200	500

槽式垂直下弯通 XQJG-C-05B<sub>1</sub>  
Trough-Type Vertical Downwards  
Curved-Way Bridgefram



序号 No.	型号 Type	规格 Standard A × B	长度 Length L
1	C-05B-1	50 × 25	175
2	C-05B-2	100 × 50	200
3	C-05B-3	150 × 75	250
4	C-05B-4	200 × 100	300
5	C-05B-5	250 × 125	350
6	C-05B-6	300 × 150	400
7	C-05B-7	400 × 200	500
8	C-05B-8	500 × 200	500
9	C-05B-9	600 × 200	500
10	C-05B-10	800 × 200	500

槽式异径接头 XQJG-C-06A<sub>1</sub>  
Trough-Type Diametr-Veried Joint



序号 No.	型号 Type	规格 Specification A1 × B1-A2 × B2	长度 L	序号 No.	型号 Type	规格 Specification A1 × B1-A2 × B2	长度 L
1	C-06A-1	50 × 25-100 × 50	200	24	C-06A-24	150 × 75-800 × 200	950
2	C-06A-2	50 × 25-150 × 75	250	25	C-06A-25	200 × 100-250 × 125	250
3	C-06A-3	50 × 25-200 × 100	300	26	C-06A-26	200 × 100-300 × 50	400
4	C-06A-4	50 × 25-250 × 125	350	27	C-06A-27	200 × 100-400 × 200	500
5	C-06A-5	50 × 25-300 × 150	500	28	C-06A-28	200 × 100-500 × 200	600
6	C-06A-6	50 × 25-400 × 200	600	29	C-06A-29	200 × 100-600 × 200	700
7	C-06A-7	50 × 25-500 × 200	700	30	C-06A-30	200 × 100-800 × 200	900
8	C-06A-8	50 × 25-600 × 200	800	31	C-06A-31	250 × 125-300 × 150	350
9	C-06A-9	50 × 25-800 × 200	1000	32	C-06A-32	250 × 125-400 × 200	450
10	C-06A-10	100 × 50-150 × 75	250	33	C-06A-33	250 × 125-500 × 200	550
11	C-06A-11	100 × 50-200 × 100	300	34	C-06A-34	250 × 125-600 × 200	650
12	C-06A-12	100 × 50-250 × 125	350	35	C-06A-35	250 × 125-800 × 200	850
13	C-06A-13	100 × 50-300 × 150	500	36	C-06A-36	300 × 150-400 × 200	500
14	C-06A-14	100 × 50-400 × 200	600	37	C-06A-37	300 × 150-500 × 200	600
15	C-06A-15	100 × 50-500 × 200	700	38	C-06A-38	300 × 150-600 × 200	700
16	C-06A-16	100 × 50-600 × 200	800	39	C-06A-39	300 × 150-800 × 200	900
17	C-06A-17	100 × 50-800 × 200	1000	40	C-06A-40	400 × 200-500 × 200	500
18	C-06A-18	150 × 75-200 × 100	250	41	C-06A-41	400 × 200-600 × 200	600
19	C-06A-19	150 × 75-250 × 125	300	42	C-06A-42	400 × 200-800 × 200	800
20	C-06A-20	150 × 75-300 × 150	450	43	C-06A-43	500 × 200-600 × 200	500
21	C-06A-21	150 × 75-400 × 200	550	44	C-06A-44	500 × 200-800 × 200	700
22	C-06A-22	150 × 75-500 × 200	650	45	C-06A-45	600 × 200-800 × 200	600
23	C-06A-23	150 × 75-600 × 200	750				

直通隔板 XQJG-C-07  
Straight separator



序号 No.	型号 Type	配套高度 Height	h1
1	C-07-50	50	40
2	C-07-75	75	65
3	C-07-100	100	90
4	C-07-125	125	115
5	C-07-150	150	140
6	C-07-200	200	190

C-07 隔板适用于同一桥架内将动力电缆与控制电缆隔开  
C-07 separator is for separating the power cable from the control cable in a same support

XQJG-DC 型槽式桥架  
Flited support

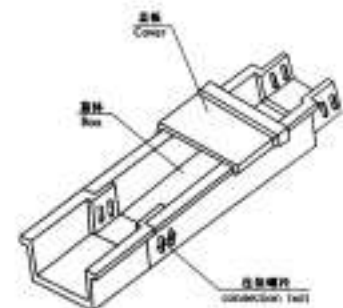
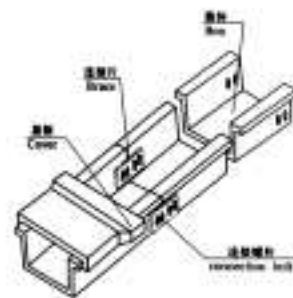


序号 No.	型号 Type	规格 Standard
1	DC-01A <sub>1</sub> -1	50 × 25
2	DC-01A <sub>1</sub> -2	100 × 50
3	DC-01A <sub>1</sub> -3	150 × 75
4	DC-01A <sub>1</sub> -4	200 × 100
5	DC-01A <sub>1</sub> -5	250 × 125
6	DC-01A <sub>1</sub> -6	300 × 150
7	DC-01A <sub>1</sub> -7	400 × 200
8	DC-01A <sub>1</sub> -8	500 × 200
9	DC-01A <sub>1</sub> -9	600 × 200
10	DC-01A <sub>1</sub> -10	800 × 200

序号 No.	型号 Type	规格 Standard
1	DC-01A <sub>2</sub> -1	50 × 25
2	DC-01A <sub>2</sub> -2	100 × 50
3	DC-01A <sub>2</sub> -3	150 × 75
4	DC-01A <sub>2</sub> -4	200 × 100
5	DC-01A <sub>2</sub> -5	250 × 125
6	DC-01A <sub>2</sub> -6	300 × 150
7	DC-01A <sub>2</sub> -7	400 × 200
8	DC-01A <sub>2</sub> -8	500 × 200
9	DC-01A <sub>2</sub> -9	600 × 200
10	DC-01A <sub>2</sub> -10	800 × 200

阻燃玻璃钢桥架连接型式

connection type of fire resistant glass fibre reinforced plastic support



XQJY-C-01A 型槽式桥架

Channel Support



序号 No.	型号 Type	规格 Standard b × h	备注 Remarks
1	C-01A-1	50 × 25	相应弯头及附件型式及尺寸参照钢制电缆桥架 The type and size of relative elbows and fittings refer to steel cable support
2	C-01A-2	100 × 50	
3	C-01A-3	150 × 75	
4	C-01A-4	200 × 100	
5	C-01A-5	250 × 125	
6	C-01A-6	300 × 150	
7	C-01A-7	400 × 200	
8	C-01A-8	500 × 200	
9	C-01A-9	600 × 200	
10	C-01A-10	800 × 200	

XQJY-P-01 型托盘桥架

Tray Support



序号 No.	型号 Type	b (mm)	h (mm)	备注 Remarks
1	P-01-5-2	200	50	相应弯头及附件型式及尺寸参照钢制电缆桥架 The type and size of relative elbows and fittings refer to steel cable support
2	P-01-10-2		100	
3	P-01-15-2		150	
4	P-01-5-3	300	50	
5	P-01-10-3		100	
6	P-01-15-3		150	
7	P-01-5-4	400	50	
8	P-01-10-4		100	
9	P-01-15-4		150	
10	P-01-5-5	500	50	
11	P-01-10-5		100	
12	P-01-15-5		150	
13	P-01-5-6	600	50	
14	P-01-10-6		100	
15	P-01-15-6		150	
16	P-01-5-8	800	50	
17	P-01-10-8		100	
18	P-01-15-8		150	

说明:高h=50,100为6只连接孔,h=150为12只连接孔  
Note:each end has 6 connecting holes when is 50,100 each end has 12 connecting holes when h is 150

XQJY-T-01 型梯级钢架

Ladder Support

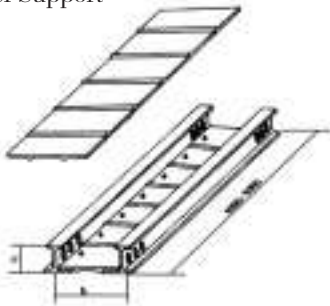


序号 No.	型号 Type	b (mm)	h (mm)	备注 Remarks
1	T-01-5-2	200	50	相应弯头及附件型式及尺寸参照钢制电缆桥架 The type and size of relative elbows and fittings refer to steel cable support
2	T-01-10-2		100	
3	T-01-15-2		150	
4	T-01-5-3	300	50	
5	T-01-10-3		100	
6	T-01-15-3		150	
7	T-01-5-4	400	50	
8	T-01-10-4		100	
9	T-01-15-4		150	
10	T-01-5-5	500	50	
11	T-01-10-5		100	
12	T-01-15-5		150	
13	T-01-5-6	600	50	
14	T-01-10-6		100	
15	T-01-15-6		150	
16	T-01-5-8	800	50	
17	T-01-10-8		100	
18	T-01-15-8		150	

说明:高h=50,100为6只连接孔,h=150为12只连接孔  
Note:each end has 6 connecting holes when is 50,100 each end has 12 connecting holes when h is 150

XQJY-C-01A 型槽式桥架

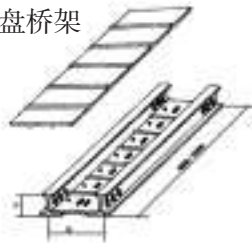
Channel Support



序号 No.	型号 Type	规格 Standard b × h	备注 Remarks
1	C-01A-1	50 × 25	相应弯头及附件型式及尺寸参照钢制电缆桥架 The type and size of relative elbows and fittings refer to steel cable support
2	C-01A-2	100 × 50	
3	C-01A-3	150 × 75	
4	C-01A-4	200 × 100	
5	C-01A-5	250 × 125	
6	C-01A-6	300 × 150	
7	C-01A-7	400 × 200	
8	C-01A-8	500 × 200	
9	C-01A-9	600 × 200	
10	C-01A-10	800 × 200	

XQJY-P-01 型托盘桥架

Tray Support

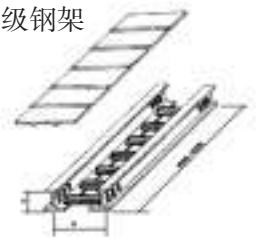


序号 No.	型号 Type	b (mm)	h (mm)	备注 Remarks
1	P-01-5-2	200	50	相应弯头及附件型式及尺寸参照钢制电缆桥架 The type and size of relative elbows and fittings refer to steel cable support
2	P-01-10-2		100	
3	P-01-15-2		150	
4	P-01-5-3	300	50	
5	P-01-10-3		100	
6	P-01-15-3		150	
7	P-01-5-4	400	50	
8	P-01-10-4		100	
9	P-01-15-4		150	
10	P-01-5-5	500	50	
11	P-01-10-5		100	
12	P-01-15-5		150	
13	P-01-5-6	600	50	
14	P-01-10-6		100	
15	P-01-15-6		150	
16	P-01-5-8	800	50	
17	P-01-10-8		100	
18	P-01-15-8		150	

说明:高h=50,100为6只连接孔,h=150为12只连接孔  
Note:each end has 6 connecting holes when is 50,100 each end has 12 connecting holes when h is 150

XQJY-T-01 型梯级钢架

Ladder Support



序号 No.	型号 Type	b (mm)	h (mm)	备注 Remarks
1	T-01-5-2	200	50	相应弯头及附件型式及尺寸参照钢制电缆桥架 The type and size of relative elbows and fittings refer to steel cable support
2	T-01-10-2		100	
3	T-01-15-2		150	
4	T-01-5-3	300	50	
5	T-01-10-3		100	
6	T-01-15-3		150	
7	T-01-5-4	400	50	
8	T-01-10-4		100	
9	T-01-15-4		150	
10	T-01-5-5	500	50	
11	T-01-10-5		100	
12	T-01-15-5		150	
13	T-01-5-6	600	50	
14	T-01-10-6		100	
15	T-01-15-6		150	
16	T-01-5-8	800	50	
17	T-01-10-8		100	
18	T-01-15-8		150	

说明:高h=50,100为6只连接孔,h=150为12只连接孔  
Note:each end has 6 connecting holes when is 50,100 each end has 12 connecting holes when h is 150


# 安装支架

## Mounting Support

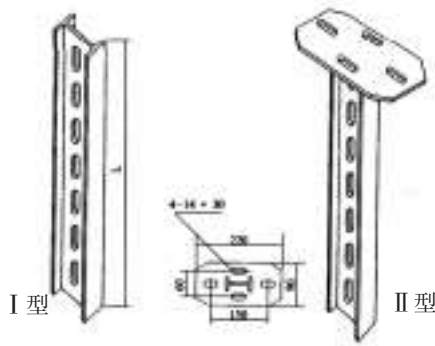
### XQJ-H(TB)

支架是支撑电缆桥架和电缆的主要部件。它由立柱、立柱底坐、托臂等组成、它具有结构简单、重量轻、强度大、造型美、安装灵活、可满足不同环境条件(工艺管道架、楼板下、墙壁上、电缆沟内)安装不同形式(悬吊式、直立式、侧立式、单边、双边和多层等)。

Support is the main component of the cable support system. It consists of the upright column, column support and bracket. It features simple structure, small weight, great strength, nice shape and flexible installation. It can satisfy different environmental conditions (process piping racks, under floor, in walls or in cable ducts) and requirements for different erection forms (suspension type, upright type, offset type, single-side, double-side or multi-layer).



工字钢立柱 XQJ-H-01A  
I-Steel Upright Post

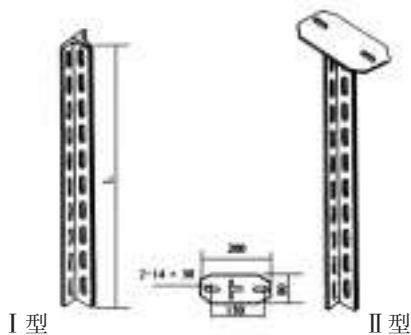


序号 No.	型号 model	规格L Standard	重量 Weight	备注 Remarks
1	H-01A-3	300	4.60	II 型每件加 1.10kg II patten each piece adds 1.10kg
2	H-01A-5	500	7.60	
3	H-01A-8	800	12.10	
4	H-01A-10	1000	14.60	
5	H-01A-15	1500	21.90	
6	H-01A-20	2000	29.20	
7	H-01A-25	2500	36.40	
8	H-01A-30	3000	43.70	

H-01A 工字钢立柱是支撑电缆桥架的主要部件,它适用于电缆多、载重、桥架跨度大的场合,他可以根据需要安装悬吊式、直立式、侧臂式,悬吊式、直立式均可用双边多层安装,根据设计需要,亦可采用 10 工字钢,其长短需要选择。

H-01A I-steel upright post is the main components of supporting cable bridgeframe it suits for the situation of more cable, heavy load, large span bridgeframe, and also can be installed in hanging type, standing type, sidearm-type according to the requirements. Hanging-type, standing-type, all can be multilayer in stallated in both-side. In line with the design, I-steel also can be used, the length of which depends on the requirement.

丁字钢立柱 XQJ-H-01B  
Trough-Type Upright Post

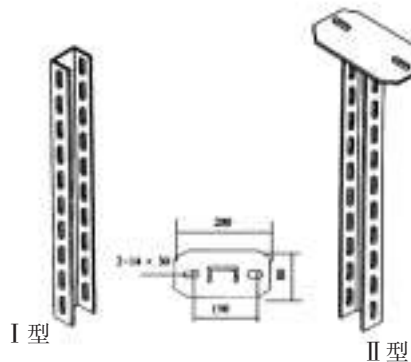


序号 No.	型号 model	规格L Standard	重量 Weight	备注 Remarks
1	H-01B-3	300	2.40	II 型每件加 0.90kg II patten each piece adds 0.90kg
2	H-01B-5	500	3.90	
3	H-01B-8	800	5.80	
4	H-01B-10	1000	7.30	
5	H-01B-15	1500	10.90	
6	H-01B-20	2000	14.60	

H-01B 丁字钢立柱可在载荷轻时做单边吊装,配套托臂为 TB-01A,安装方法与工字钢相同。

H-01B T-steel upright post can do one-side installation, on light load, necessary brackey arm is TB-01A, installation method is same with I-steel.

槽钢立柱 XQJ-H-01C  
Trough-Steel Upright Post

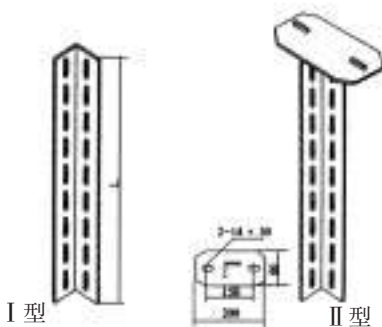


序号 No.	型号 model	规格L Standard	重量 Weight	备注 Remarks
1	H-01C-3	300	2.40	II 型每件加 0.75kg II patten each piece adds 0.75kg
2	H-01C-5	500	4.10	
3	H-01C-8	800	6.40	
4	H-01C-10	1000	8.10	
5	H-01C-15	1500	12.10	
6	H-01C-20	2000	14.90	

H-01B 丁字钢立柱可在载荷轻时做单边吊装,配套托臂为 TB-01A,安装方法与工字钢相同。

H-01B T-steel upright post can do one-side installation, on light load, necessary brackey arm is TB-01A, installation method is same with I-steel.

角钢立柱 XQJ-H-01D  
Angle steel Upright Post



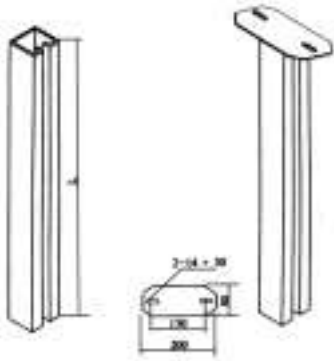
序号 No.	型号 model	规格L Standard	重量 Weight	备注 Remarks
1	H-01D-3	300	1.20	II 型每件加 0.75kg II patten each piece adds 0.75kg
2	H-01D-5	500	1.90	
3	H-01D-8	800	2.90	
4	H-01D-10	1000	3.70	
5	H-01D-15	1500	5.50	
6	H-01D-20	2000	7.30	

H-01D 角钢立柱可用作轻载荷单边吊装立柱,配套托臂为 TB-03

H-01D angle-steel upright post can be used aslight-lostd-one-side hoisting upright post necessary bracket arm is TB-03

异型立柱 XQJ-H-01E

Angle Iron Upright post



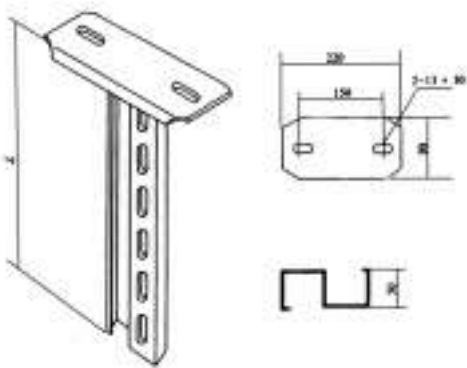
序号 No.	型号 model	规格 L Standard	重量 Weight	备注 Remarks
1	H-01E-3	300	1.50	II 型每件加 0.75kg
2	H-01E-5	500	2.50	
3	H-01E-8	800	3.90	
4	H-01E-10	1000	4.90	II patten each piece adds 0.75kg
5	H-01E-15	1500	7.40	
6	H-01E-20	2000	9.90	

H-01E 异型立柱可作为单边吊装桥架的立柱, 配套托臂为 TB-02, 底座连接螺栓 M12

H-01E special-shaped upright post can be used as upright post of oneside hoisting bridgeframe, necessary bracker arm is TP-02, foundation connecting bolt is M12.

异型立柱 XQJ-H-01F

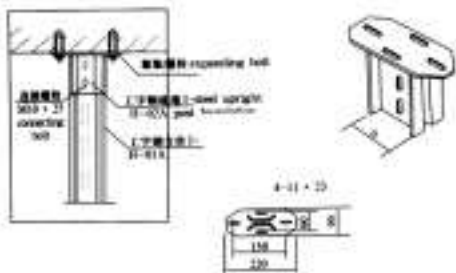
Angle Iron Upright post



序号 No.	型号 model	规格 L Standard	重量 Weight	备注 Remarks
1	H-01F 型-5	500	5.5	II 型每件加重 3.07kg
2	H-01F 型-6	600	6.6	
3	H-01F 型-8	800	8.8	
4	H-01F 型-10	1000	10.99	II patten each piece adds 3.07kg
5	H-01F 型-12	1200	13.19	
6	H-01F 型-15	1500	16.5	
7	H-01F 型-20	2000	21.98	
8	H-01F 型-25	2500	27.48	

工字钢立柱底座 XQJ-H-02A

I-steel upright post foundation



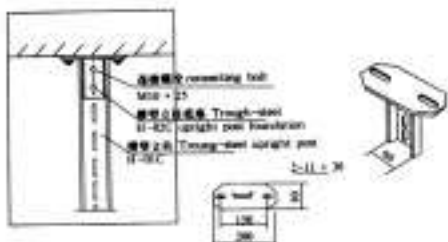
序号 No.	型号 model	规格 L Standard	单价 unit price 元/件 yuan/piece	备注 Remarks
1	H-02A-8#	80	34.50	配 8# 工字钢 fitting with 8# I-steel
2	H-02A-10#	100	38.50	配 8# 工字钢 fitting with 8# I-steel

H-02A 工字钢立柱底座用于悬挂式直立工字钢立柱的支撑连接, 安装时先用 M12 膨胀螺栓或预埋螺栓固定好底座(如与钢件连接可采用焊接, 焊好后涂漆), 然后用 M12 x 30 连接螺栓固定工字钢

H-02A I-steel upright post foundation is used in the supporting connection of hanging-type vertical I-steel posts. M12 expanding bolt or preburied bolt is firstly used in the installation to fix the foundation(if foundation is connected with steel pieces. Welding can be used and then sprays paint), and then M12\*30 connecting bolt is used to fix I-steel.

槽钢立柱底座 XQJ-H-02C

Trough-steel upright post foundation

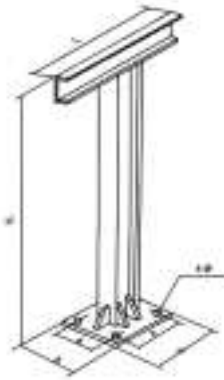


序号 No.	型号 model	规格 L Standard	单价 unit price 元/件 yuan/piece	备注 Remarks
1	H-02C	60	22.60	配 H-01CH-01 立柱 fitting with H-01 upright post

H-02C 槽钢立柱底座可与 H-01C 槽型立柱, H-01E 异型立柱配套, 可作吊装电缆或垂直引上、引下用。

H-02C trough-steel post foundation can be linked with H-01C trough-type post, H-01E shecial-shaped post, and also be used as hoisting cable or do vertical up-leading, down-leading, down-leading.

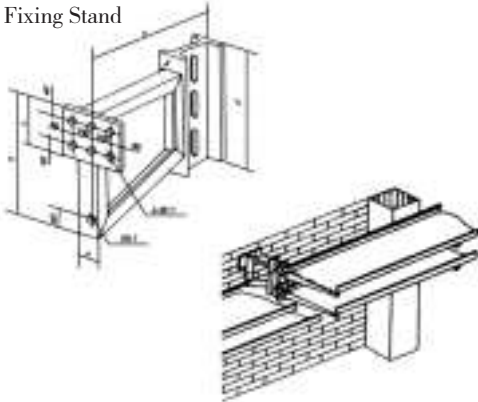
XQJ-T型支柱  
XQJ-T support



T型支柱,用于单层梯架或托盘架设,并适用于独立安装场,H和L长度可按用户需要长度供货。  
T-support is used in the lament of single-layer stair frame or tray and suits to besed in the occasion of independent installation. Length of land H can be supplied according to the requirement lought by users

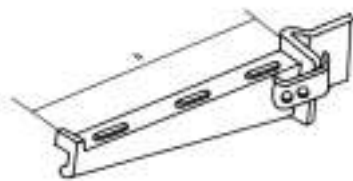
型号 Type	H (mm)	L (mm)	a (mm)	b (mm)	φ (mm)	重量 kg Weight
T-225	2500 (12.6#1)	500	150	250	20	52.80
-256		600				53.60
-257		700				54.50
T-305	3000 (14#1)	500	150	250	20	69.30
-306		600				70.20
-307		700				71.10
T-355	3500 (14#1)	500	200	300	22	80.90
-356		600				81.80
-357		700				82.70
T-405	4000 (16#1)	500	200	300	22	105.80
-406		600				106.70
-407		700				107.60

XQJ-GZJ型固定支架  
XQJ-GZJ Type Fixing Stand



型号 Type	a	b	d	e	L	重量 kg Weight	可装TB-01A 数量 Number
GZJ-12	200	300	300	L40 × 5	160	5.02	1
GZJ-13	300					5.58	
GZJ-14	400					6.14	
GZJ-22	200	400	500	L50 × 5	160	9.82	2
GZJ-23	300					11.64	
GZJ-24	400					12.35	
GZJ-32	200	500	800	L50 × 5	160	15.30	3
GZJ-33	300					16.83	
GZJ-34	400					18.15	
GZJ-42	200	160	1100	L50 × 5	220	21.40	4
GZJ-43	300					22.46	
GZJ-44	400					23.50	

托臂 XQJ-TB-01A  
Bracket Arm

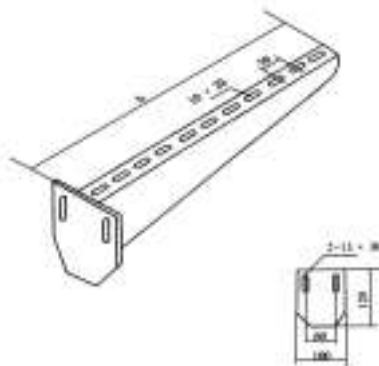


序号 No.	型号 model	规格L Standard	重量 Weight	备注 Remarks
1	TB-01A-150	150	1.90	螺栓,压板配套供给M12 螺栓1.50元/只,压板2.70 元/块。
2	TB-01A-200	200	2.10	
3	TB-01A-300	300	2.50	
4	TB-01A-400	400	3.00	fitting to supply with bolts, pressing board bolt.M12 1.50 yuan/poele pressing board 2.70 yuan/ piece.
5	TB-01A-500	500	3.50	
6	TB-01A-600	600	5.20	
7	TB-01A-700	700	6.20	
8	TB-01A-800	800	7.10	

TB-01A托臂为H-01A工字钢及H-01B丁字钢立柱配套使用,并配有防滑块,它可以自由升降与工字钢配合是可以双边或单边敷设。

TB-01A bracket arm is linked with H-01A I-steel post. It can rise fall freely and can both-side or one-side lay with I-steel.

托臂 XQJ-TB-01B  
Bracket Arm



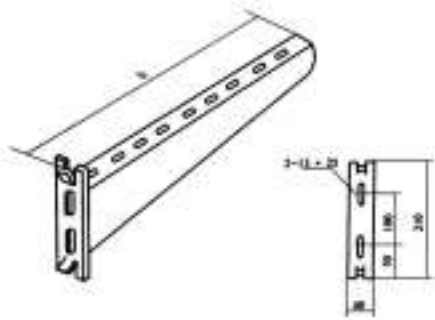
序号 No.	型号 model	规格L Standard	重量 Weight	备注 Remarks
1	TB-01B-150	150	1.70	连接螺栓 M12 connecting bolt M12
2	TB-01B-200	200	1.90	
3	TB-01B-300	300	2.40	
4	TB-01B-400	400	2.80	
5	TB-01B-500	500	3.30	
6	TB-01B-600	600	3.80	
7	TB-01B-700	700	3.90	
8	TB-01B-800	800	4.30	

TB-01B托臂一般用膨胀螺栓与墙壁等直接安装或作钢焊接。也可配上压板与H-01A工字钢配套安装。

TB-01B bracket arm generally uses expanding bolt installing directly on the wall or doing steel-welding, and also be equipped with pressing board to link with H-01A I-steel.

托臂 XQJ-TB-02

Bracket Arm



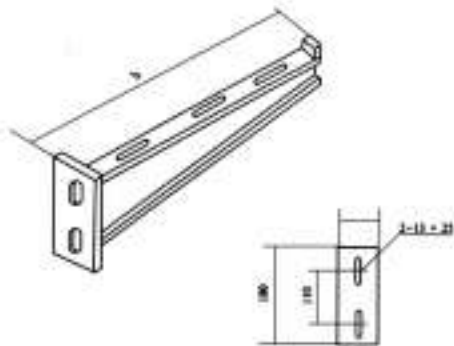
序号 No.	型号 model	规格 L Standard	重量 Weight	备注 Remarks
1	TB-02-150	150	1.40	连接螺栓 M10 1.5元/只 connecting bolt M10 1.50 yuan/piece
2	TB-02-200	200	1.60	
3	TB-02-300	300	2.10	
4	TB-02-400	400	2.60	
5	TB-02-500	500	3.20	
6	TB-02-600	600	3.50	
7	TB-02-700	700	3.60	
8	TB-02-800	800	4.10	

TB-02B 型托臂主要同 H-01E 异型立柱配套安装, IS-05 连接螺栓配套供应

TB-02B Bracket arm is mainly linked with H-01 Ediameler-type. IS-05 connecting bolt is equipped with supply.

托臂 XQJ-TB-03

Bracket Arm

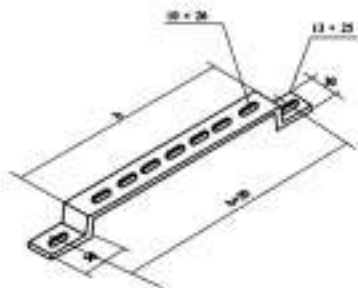


序号 No.	型号 model	规格 L Standard	重量 Weight	备注 Remarks
1	TB-03-50	50	1.10	连接螺栓 M10 1.2元/只 connecting bolt M10 1.20 yuan/piece
2	TB-03-150	150	1.50	
3	TB-03-200	200	1.60	
4	TB-03-300	300	2.10	
5	TB-03-400	400	2.50	
6	TB-03-500	500	2.90	
7	TB-03-600	600	3.40	
8	TB-03-700	700	3.60	
9	TB-03-800	800	3.90	

TB-03 型托臂可与 H-01D 型钢立柱, H-01B 型槽钢立柱直接在墙壁上安装。  
TB-03 bracket arm can directly be installed on the wall with H-01D angle steel, upright post and H-01C trough steel upright post.

托臂 XQJ-TB-04

Bracket Arm



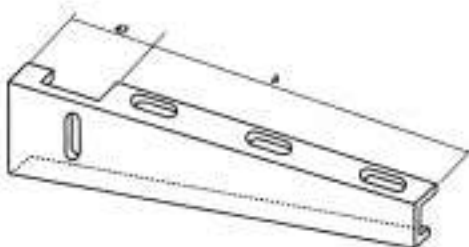
序号 No.	型号 model	规格 L Standard	重量 Weight	备注 Remarks
1	TB-04-150	150	1.70	连接螺栓 M12 connecting bolt M12
2	TB-04-200	200	1.90	
3	TB-04-300	300	2.40	
4	TB-04-400	400	2.80	
5	TB-04-500	500	3.30	
6	TB-04-600	600	3.80	
7	TB-04-700	700	3.90	
8	TB-04-800	800	4.30	

注:TB-04托臂适用于各种形式桥架在垂直引上、引下或过梁式固定用。

Note:TB-04 Bracket arm its to be used a fixing in all forms or bridgeframe doing vertical up-leading, down-leading or leading or beam-crossing.

托臂 XQJ-TB-05

Bracket Arm

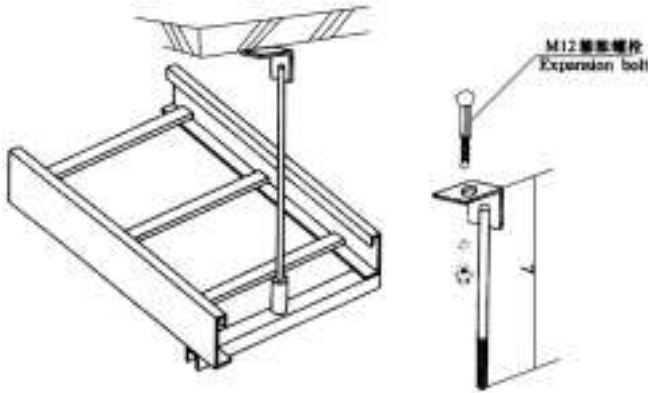


序号 No.	型号 model	规格 L Standard	重量 Weight	备注 Remarks
1	TB-05-150	200	1.35	
2	TB-05-200	250	1.76	
3	TB-05-300	350	2.34	
4	TB-05-400	450	2.94	
5	TB-05-500	550	3.52	
6	TB-05-600	650	4.12	
7	TB-05-700	750	4.70	
8	TB-05-800	850	5.31	

注:TB-05托臂适用于H-01F异型钢立柱配套安装。

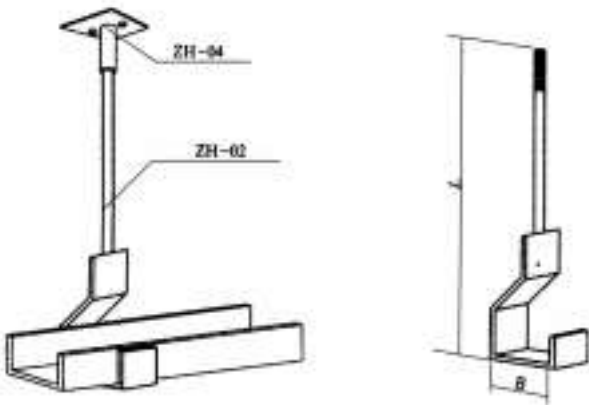
Note:TB-05 Bracket arm is mainly linked with H-01F Ediameler-type.

吊杆 XQJ-ZH-01  
Suspended Rod



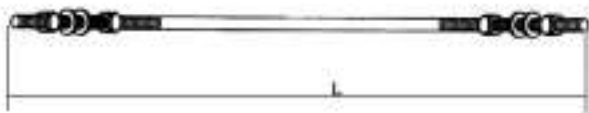
型号 model	L	重量 kg Weight	备注 Remarks
ZH-01-4	400	2.3	螺栓配套供应 Supplied with bolts
ZH-01-5	500	2.7	
ZH-01-6	600	3.12	
ZH-01-8	800	3.81	
ZH-01-10	1000	4.2	
ZH-01-12	1200	5.04	
ZH-01-15	1500	6.70	
ZH-01-20	2000	9.66	

吊杆 XQJ-ZH-02  
Suspended Rod



型号 model	B	L	重量 kg Weight	备注 Remarks
ZH-02-50	55	500	7.8	螺栓配套供应
ZH-02-100	105	800	8.2	
ZH-02-150	155	1000	8.6	Supplied with bolts
ZH-02-200	205	1200	8.89	

吊杆 XQJ-ZH-03  
Suspended Rod



型号 model	L	重量 kg Weight	备注 Remarks
ZH-03-05	500	1.36	螺栓配套供应 Supplied with bolts
ZH-03-8	800	2.18	
ZH-03-10	1000	2.72	
ZH-03-12	1200	3.26	
ZH-03-15	1500	4.08	
ZH-03-20	2000	5.44	

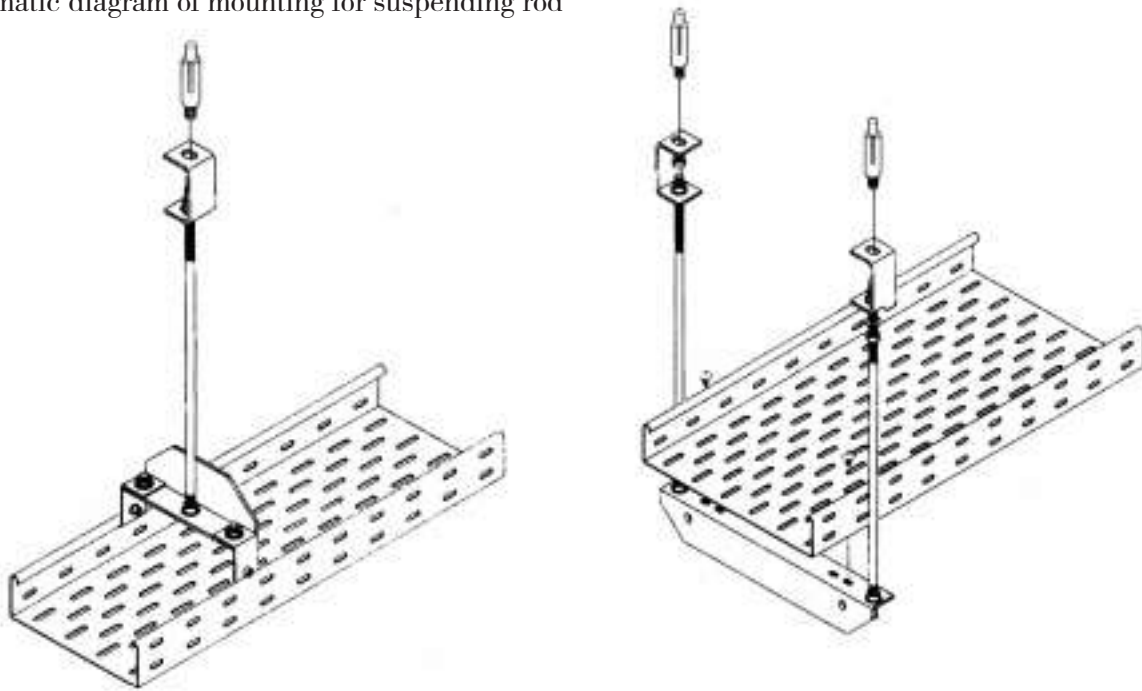
吊杆 XQJ-ZH-04  
Suspended Rod



型号 model	L	重量 kg Weight	备注 Remarks
ZH-04-5	500	4.43	螺栓配套供应 Supplied with bolts
ZH-04-8	800	5.25	
ZH-04-10	1000	5.79	
ZH-04-12	1200	6.33	
ZH-04-15	1500	7.15	
ZH-04-20	2000	8.51	

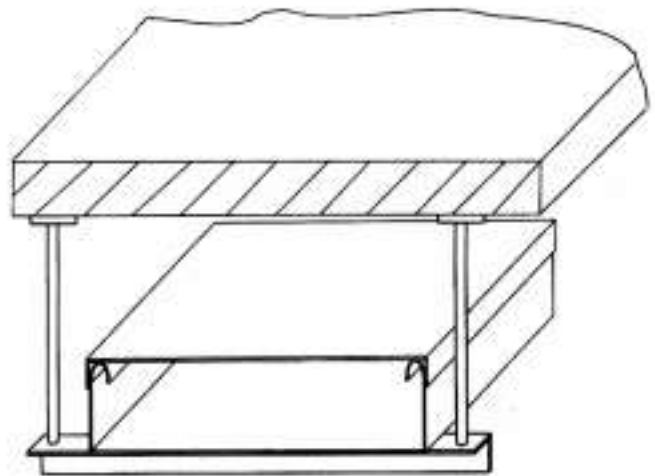
### 吊杆 XQJ-DG-03 安装示意图

Schematic diagram of mounting for suspending rod



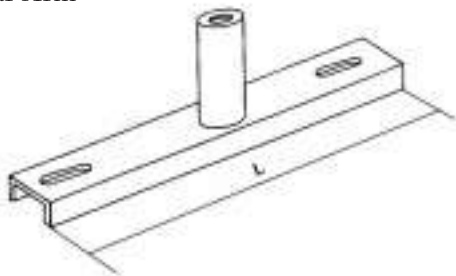
### 吊杆 XQJ-ZH-04、角钢横梁 XQJ-ZH-08 安装示意图

Schematic diagram of mounting for suspending rod and angle steel beam



### 横臂 XQJ-ZH-01

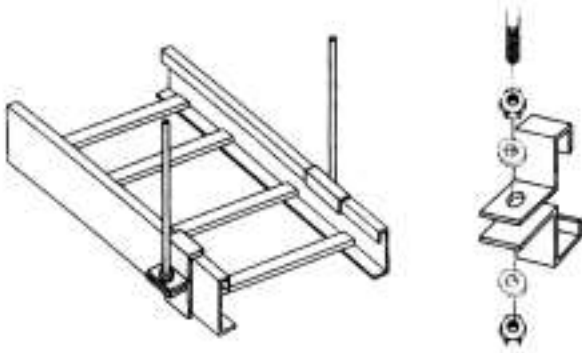
Transversal Arm



型号 Model	L	重量 kg Weight	备注 Remarks
ZH-01-1.5	150	2.45	螺栓配套供应 Supplied with bolt
ZH-01-2	200	2.85	
ZH-01-3	300	3.85	
ZH-01-4	400	4.85	
ZH-01-5	500	5.85	
ZH-01-6	600	7.85	

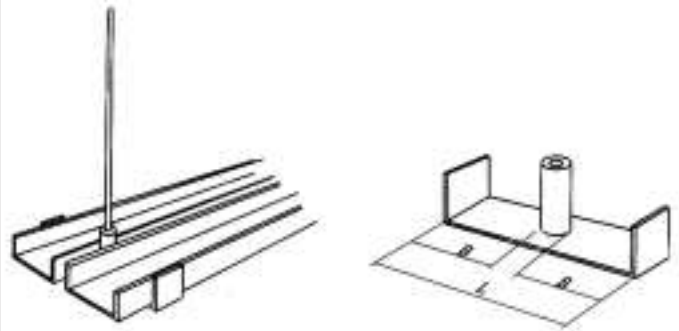
夹板 XQJ-DG-05 Clamping Plate

型号 Model	重量 kg Weight
DG-05-60	2.2
DG-05-100	2.6
DG-05-150	3.81
DG-05-200	4.62



横臂 XQJ-DG-06 Transversal Arm

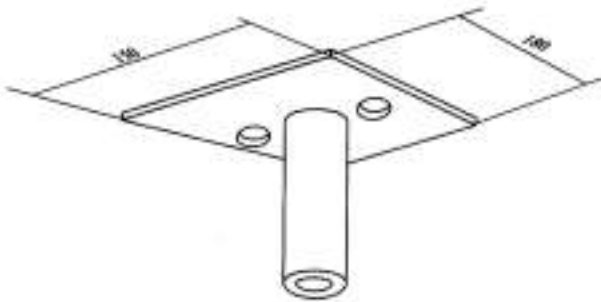
型号 Model	B	L	重量 kg Weight
DG-06-60	55	160	2.8
DG-06-100	105	260	3.3
DG-06-150	155	360	4.06
DG-06-200	205	460	5.02



吊杆底座 XQJ-DG-07

Base of suspending rod

型号 Model	重量 kg Weight
DG-07	4.8



横臂 XQJ-DG-08 Transversal Arm

型号 Model	B	重量 kg Weight	L	重量 kg Weight
DG-08-100	200	0.98	65	0.32
DG-08-200	300	1.45	165	0.81
DG-08-300	400	1.97	265	1.3
DG-08-400	500	2.46	365	1.8
DG-08-500	600	2.95	465	2.3
DG-08-600	700	3.44	565	2.8
DG-08-800	800	4.42	765	3.8



吊板 XQJ-DG-09

Suspending plate

型号 Model	重量 kg Weight
DG-09	0.8

型号 Model	重量 kg Weight
DG-10	1.6



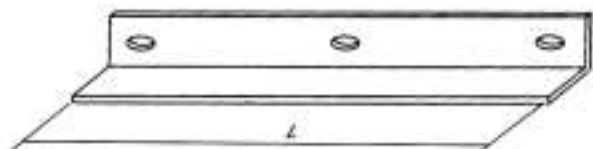
卡板 XQJ-DG-10

Clipping plate

角钢横梁 XQJ-DG-11

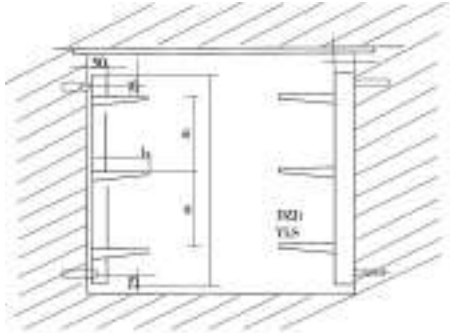
Angle steel beam

型号 Model	L	重量 kg Weight	备注 Remarks
DG-11-100	200	0.98	
DG-11-200	300	1.45	
DG-11-300	400	1.97	
DG-11-400	500	2.46	
DG-11-500	600	2.95	
DG-11-600	700	3.44	
DG-11-800	900	4.42	



电缆桥架在电缆沟内安装(一)

Cable supports mounted in cable trench ( I )



型号 Model	名称 Description
DZJ <sub>2</sub>	电缆支架 Cable support
YLS	予埋螺栓 Embedded bolt

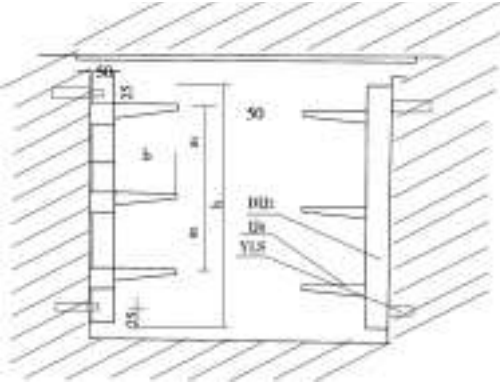
电缆支架间距: 电力电缆: 1000mm 控制电缆: 800mm  
 Spacing between supports: 1000 mm for power cables and 800 mm for control cable

n 为悬臂个数  
 n: number of brackets

型号 Model	n 个	a	b	h	单重 kg unit weight
DZJ <sub>1</sub> -22	2	a <sub>2</sub> =240	210	390	2.56
-23			310		3.06
-24			410		3.92
-25			510		4.81
-26			610		5.63
DZJ <sub>1</sub> -32	3	a <sub>1</sub> =180 a <sub>2</sub> =240	210	570	3.79
-33			310		4.55
-34			410		5.84
-35			510		7.18
-36			610		8.33
DZJ <sub>1</sub> -42	4	a <sub>1</sub> =180 a <sub>2</sub> =240×2	210	810	5.26
-43			310		6.26
-44			410		8.02
-45			510		9.76
-46			610		11.38
DZJ <sub>1</sub> -52	5	a <sub>1</sub> =180×2 a <sub>2</sub> =240×2	210	990	6.48
-53			310		7.75
-54			410		9.91
-55			510		12.13
-56			610		14.17

电缆桥架在电缆沟内安装(二)

Cable supports mounted in cable trench ( II )



型号 Model	名称 Description
DZJ <sub>1</sub>	电缆支架 Cable support
YLS	予埋螺栓 Embedded bolt

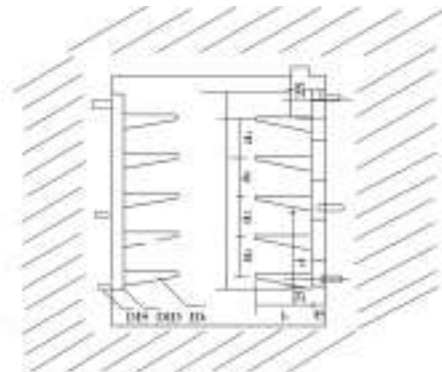
电缆支架间距: 1500mm  
 Spacing between supports: 1500 mm

层间间距 a 可按用户要求供货  
 Spacing a between layers can be based on order requirements

型号 Model	n 个	a	b	h	单重 kg unit weight
DZJ <sub>2</sub> -22	2	a <sub>2</sub> =280	210	430	3.31
-23			310		3.91
-24			410		4.87
-25			510		5.86
-26			610		6.74
DZJ <sub>2</sub> -32	3	a <sub>1</sub> =230 a <sub>2</sub> =280	210	660	5.05
-33			310		5.95
-34			410		7.39
-35			510		8.87
-36			610		10.12
DZJ <sub>2</sub> -42	4	a <sub>1</sub> =230 a <sub>2</sub> =280×2	210	940	6.91
-43			310		8.11
-44			410		10.03
-45			510		11.99
-46			610		14.23
DZJ <sub>2</sub> -52	5	a <sub>1</sub> =230×2 a <sub>2</sub> =280×2	210	1107	8.72
-53			310		10.25
-54			410		12.62
-55			510		15.08
-56			610		17.32

电缆桥架在电缆隧道安装(一)

Cable supports mounted in cable culvert ( I )



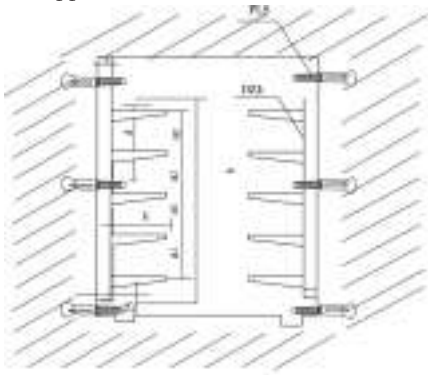
型号 Model	名称 Description
DZJ <sub>1</sub>	电缆支架 Cable support
YLS	予埋螺栓 Embedded bolt

电缆支架间距: 电力电缆: 1000mm 控制电缆: 800mm  
 Spacing between supports: 1000 mm for power cables and 800 mm for control cable

层间间距 a 可按用户要求供货  
 Spacing a between layers can be based on order requirements

型号 Model	n 个	a	b	e	h	单重 kg unit weight
DZJ <sub>1</sub> -62	6	a <sub>1</sub> =180×2 a <sub>2</sub> =240×3	210	56	1230	8.41
-63			310			9.66
-64			410			11.82
-65			510 (56×5)			14.05
-66			610			16.09
DZJ <sub>1</sub> -72	7	a <sub>1</sub> =180×2 a <sub>2</sub> =240×4	210	63	1470	12.38
-73			310			14.14
-74			410			16.73
-75			510 (63×6)			19.39
-76			610			21.84
DZJ <sub>1</sub> -82	8	a <sub>1</sub> =180×2 a <sub>2</sub> =240×5	210	40	1710	16.98
-83			310			18.91
-84			410			22.38
-85			510 (6.3)			25.93
-86			610			29.34
DZJ <sub>1</sub> -92	9	a <sub>1</sub> =180×2 a <sub>2</sub> =240×5	210	40	1890	18.49
-93			310			20.47
-94			410			23.94
-95			510 (6.3)			27.49
-96			610			30.85

电缆桥架在电缆隧道安装(二)  
Cable supports mounted in cable culvert (II)



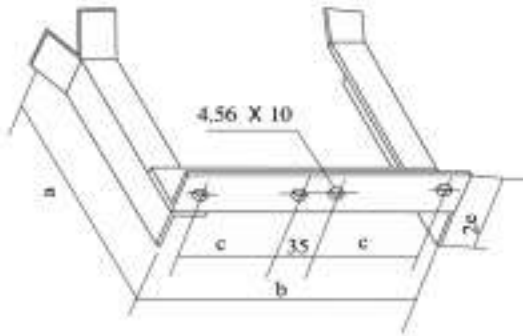
型号 Model	名称 Description
DZJ <sub>1</sub>	电缆支架 Cable support
YLS	预埋螺栓 Embedded bolt

电缆支架间距: 1500mm  
Spacing between supports: 1500 mm for power cables

层间间距 a 可按用户要求供货  
Spacing a between layers can be based on order requirements

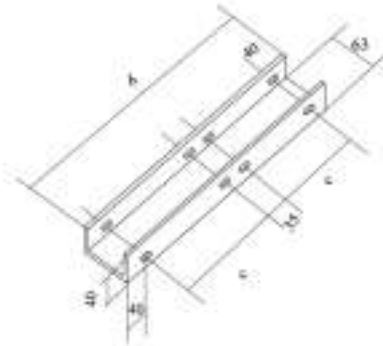
型号 Model	n 个	a	b	e	h	单重 kg unit weight
DZJ <sub>2</sub> -62	6	a <sub>1</sub> =230×2 a <sub>2</sub> =280×3	210	56	1450	10.21
-63			310			11.76
-64			410			12.01
-65			510			17.12
-66			610			19.62
DZJ <sub>2</sub> -72	7	a <sub>1</sub> =230×2 a <sub>2</sub> =280×4	210	63	1730	15.23
-73			310			17.08
-74			410			20.17
-75			510			23.36
-76			610			26.24
DZJ <sub>2</sub> -82	8	a <sub>1</sub> =230×2 a <sub>2</sub> =280×5	210	40	2010	20.05
-83			310			22.03
-84			410			25.50
-85			510			29.06
-86			610			32.58
DZJ <sub>2</sub> -92	9	a <sub>1</sub> =230×2 a <sub>2</sub> =280×5	210	40	2240	21.53
-93			310			24.97
-94			410			27.66
-95			510			31.68
-96			610			35.28

ZJ<sub>1</sub>型支架  
Support



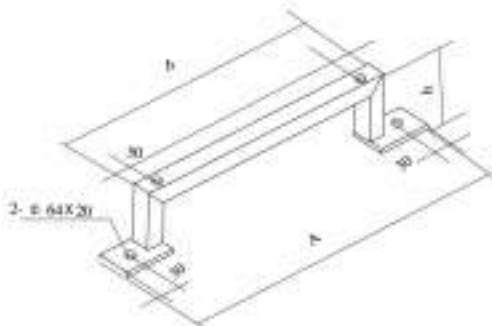
型号 Model	b(mm)	a(mm)	c(mm)	e(mm)	重量 kg unit weight
ZJ <sub>1</sub> -2	250	250		50	3.42
-3	350				3.85
-4	450				4.31
-5	550	280		63	5.06
-6	650				5.39
-10	1050				470
-12	1250		570		12.49

ZJ<sub>2</sub>型支架  
Support



型号 Model	b(mm)	c(mm)	重量 kg unit weight
ZJ <sub>2</sub> -2	250		1.99
-3	350		2.28
-4	450		3.59
-5	550		4.38
-6	650		5.18
-10	1050		470
-12	1250	570	10.02

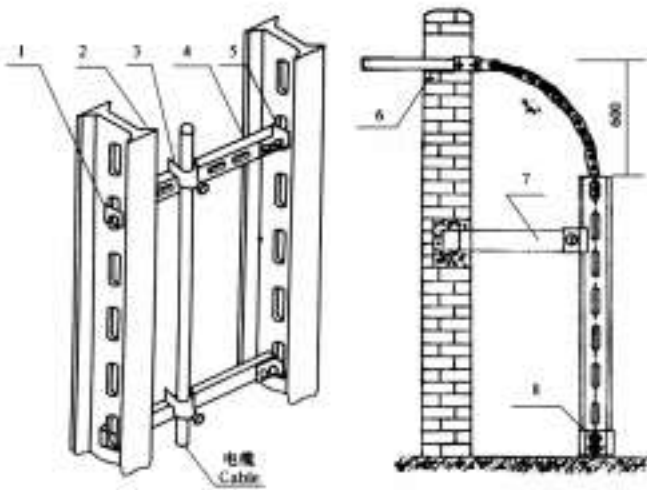
ZJ<sub>3</sub>型支架  
Support



型号 Model	bmm	amm	hmm	重量 kg unit weight
ZJ <sub>3</sub> -1	150	270	40×4	0.73
-2	250	370		1.01
-3	350	470		2.53
-4	450	570	50×5	2.93
-5	550	670		3.41
-6	650	770		3.73
-10	1050	1170	63×5	7.43
-12	1250	1270		120

XQJ-ZYS型引上装置

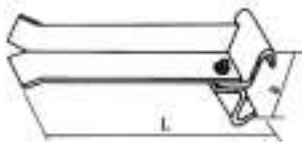
Hold Up Guides



序号 No.	名称 Description	型号 Type	备注 Remarks
1	垫片 Spacer	XQJ-DP-50	
2	工字钢 Steel Upright post	XQJ-H-01A	
3	电缆卡子 Cable tong	XQJ-K-08	
4	横梁 Cross beam	XQJ-HL	
5	固定板 Fixing board	XQJ-GDB3	
6	支架 Support	XQJ-ZJ2	
7	钳形夹板 Pincerlike tong board	XQJ-QJB	
8	工字钢立柱底座 I-steel upright post foundation	XQJ-H-02A	

QJB型钳形夹板

QJB pincerlike tong board



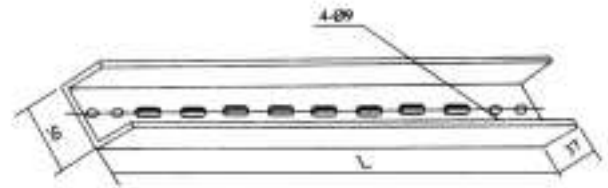
型号 Type	a	L	工字钢 Steel post	重量 kg Weight	螺栓 Bolt
QJB5-5	55	500	8=	2.80	M10 × 24
QJB5-10	65	1000	10=	4.80	M10 × 24
QJB6-5	68	500	8=	3.00	M10 × 40
QJB6-10	68	1000	10=	5.20	M10 × 40

L长度根据需要供货

The length order according to the need of your design

HL横梁

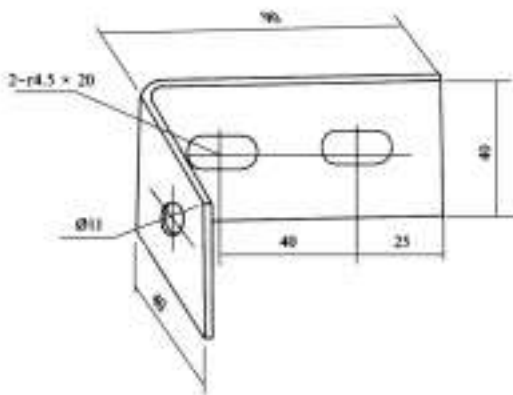
HL cuoss beam



型号 Type	HL-5	HL-9	HL-12	HL-15
HL	500	900	1200	1500
单重 kg Weight	2.60	5.10	6.30	7.20

GDB3型固定板

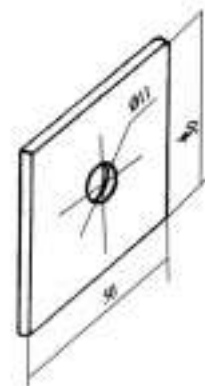
GDB fixing board



单重:0.15kg  
piece weight

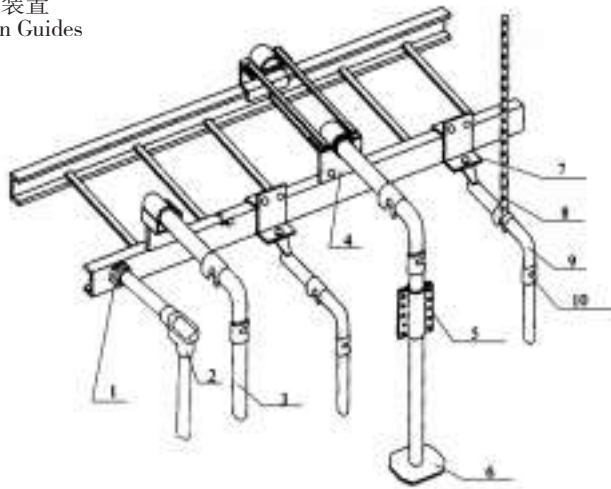
DP型垫片

DP spacer



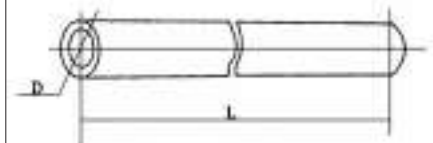
单重:0.16kg  
piece weight

XQJ-GYX型引下装置  
Vortical Hold Down Guides



型号 No.	名称 Description	产品型号 type	说明 Remarks
1	管接头 Tube connectors	XQJ-TPC-13	GYX 型引下装置, 广泛应用于工厂企业。当电缆桥架引至用电设备, 可通过该装置来实现, 除图中列出 A、B、C、D、G 型外, 按用户需要可提供类型的引下装置, 欢迎选购。  GYX download device is widely used in factories. When cable support leading to electric equipment, you can use this device. Except for the type A, B, C, D in the drawings, we can offer the download device according to your special need.
2	铝合金穿线盒 Al alloy box	YHX-E, T, S	
3	钢管 Steel tube	GG	
4	固定架 Fixed frame	GDJ2	
5	开关底座 Switch foundation	KGZ	
6	管座 Tube bases	GZ	
7	固定架 Fixed frame	GDJ <sub>1</sub>	
8	吊杆 Hanper rods	DG <sub>2</sub>	
9	钢管弯头 Steel tube elbow	GWT	
10	钢管接头 Steel tube connectors	GT	

GG 型钢管  
Steel tube



型号 Type	D(mm)	重量 kg/m weight	备注 Remarks
GG-25	φ 25	2.69	选型时不注明长度 L 按 4000mm 供货 we will supply according to 400mm, if you don't note the length when selecting the model.
GG-40	φ 40	4.62	
GG-50	φ 50	5.90	
GG-60	φ 60	7.18	
GG-80	φ 80	12.02	

GDJ2 型固定架  
Fixed frame



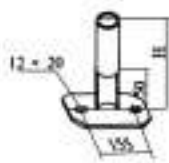
型号 Type	D(mm)	备注 Remarks
GDJ2-25	φ 25	选型时请在型号内加注配套桥架宽度 b Please add the width b of assembly support in type when selecting teh model.
GDJ2-40	φ 40	
GDJ2-50	φ 50	
GDJ2-60	φ 60	
GDJ2-80	φ 80	

KGZ 型开关底座  
KGZ Switch foundation



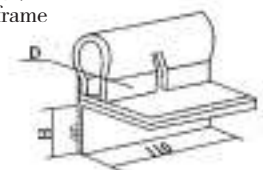
型号 Type	D(mm)	备注 Remarks
KGZ-25	φ 25	选型时不注明仪表开关箱高度 H, 按 400mm 供货 We will supply according to 400mm if you don't note the height of instrument switchbox when selecting the mode.
KGZ-40	φ 40	
KGZ-50	φ 50	
KGZ-60	φ 60	
KGZ-80	φ 80	

GZ 型管座  
Tube Bases




型号 Type	D(mm)	备注 Remarks
GZ-25	φ 25	选型时不注明仪表开关箱高度 H, 按 500mm 供货 We will supply according to 500mm if you don't note the height of instrument switchbox when selecting the mode.
GZ-40	φ 40	
GZ-50	φ 50	
GZ-60	φ 60	
GZ-80	φ 80	

GDJ<sub>1</sub> 型固定架  
GDJ<sub>1</sub> fixed frame



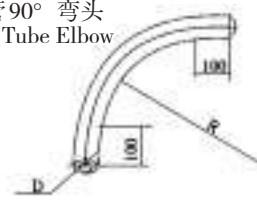
型号 Type	D(mm)	备注 Remarks
GDJ <sub>1</sub> -25	φ 25	选型时请在型号内加注配套桥架宽度 b Please add the width b of assembly support in type when selecting the mode.
GDJ <sub>1</sub> -40	φ 40	
GDJ <sub>1</sub> -50	φ 50	
GDJ <sub>1</sub> -60	φ 60	
GDJ <sub>1</sub> -80	φ 80	

DG2 型吊杆  
Hanper Rods



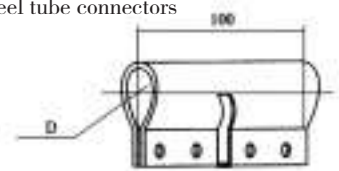
型号 Type	D(mm)	单重 kg Weight	备注 Remarks
DG2-5	φ 25	0.85	
DG2-10	φ 40		
DG2-15	φ 50	2.41	
DG2-20	φ 60		
DG2-25	φ 80	3.97	

GWT 型钢管 90° 弯头  
GWT -Steel Tube Elbow



型号 Type	D(mm)	R(mm)	单重 kg Weight
GWT-25	φ 25	300	2.69
GWT-40	φ 40	300	4.62
GWT-50	φ 50	500	5.90
GWT-60	φ 60	500	7.18
GWT-80	φ 80	500	12.02

GT 型钢管接头  
GT Steel tube connectors



型号 Type	D(mm)	备注 Remarks
GT-25	φ 25	
GT-40	φ 40	
GT-50	φ 50	
GT-60	φ 60	
GT-80	φ 80	

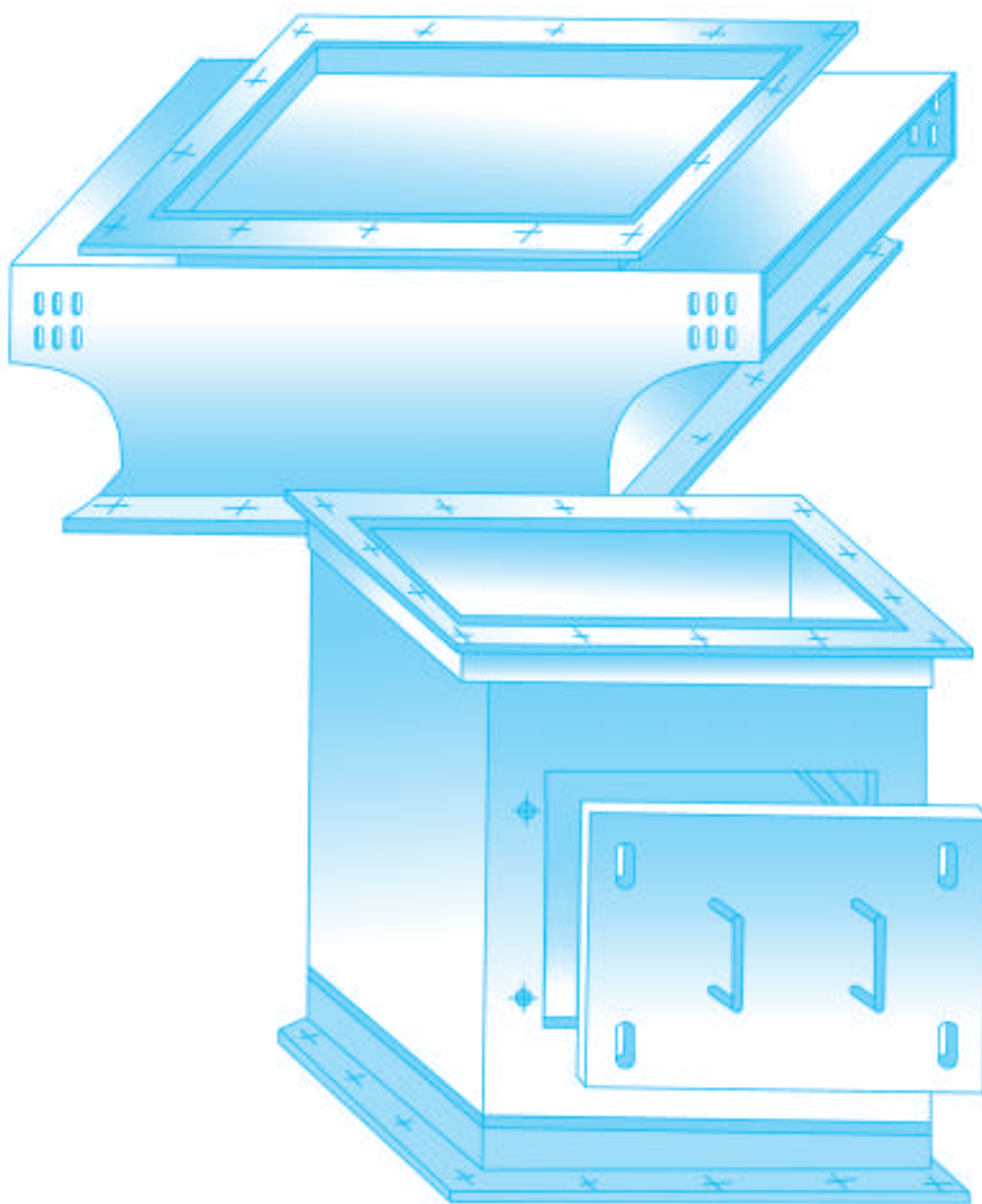
# 竖井

Shafts

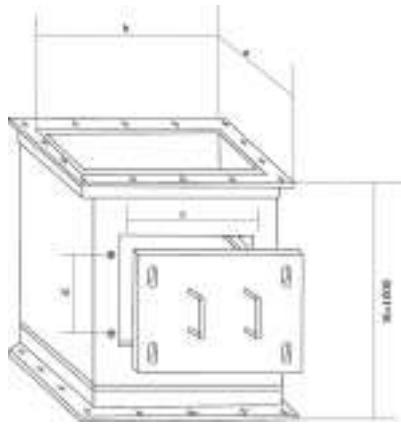
## XQJ-XV

电缆竖井适用于各种井道垂直引上、引下电缆敷设装置。

Cable shafts are suitable for vertical cable laying in various shafts



电缆竖井  
Cable shaft



型号 Model	b	a	dxc	重量 kg Weight	备注 Remarks
XV-4x3	400	300	600x240	51.63	
XV-4x6		600		72.42	
XV-5x3	500	300	600x340	59.38	
XV-5x6		600		78.64	
XV-6x3	600	300	600x440	65.51	
XV-6x6		600		86.50	
XV-8x3	800	300	600x600	89.72	
XV-8x6		600		112.65	
XV-10x3	1000	300	600x800	105.90	
XV-10x6		600		128.63	
XV-12x3	1200	300	600x1000	121.52	
XV-12x6		600		144.36	

竖井盖板  
Shaft cover



型号 Model	b	a	b <sub>1</sub> xn	a <sub>1</sub> xn	重量 kg Weight
CXV-4x3	500	400	110x4	85x4	4.4
CXV-4x6		700		128x5	7.9
CXV-5x3	600	400	135x4	85x4	5.3
CXV-5x6		700		128x5	9.5
CXV-6x3	700	400	128x5	85x4	6.2
CXV-6x6		700		128x5	11.1
CXV-8x3	900	400	142x6	88x4	8.7
CXV-8x6		700		130x5	15.1
CXV-10x3	1100	400	105x10	88x4	10.6
CXV-10x6		700		130x5	18.4
CXV-12x3	1300	400	125x10	88x4	12.5
CXV-12x6		700		130x5	21.7

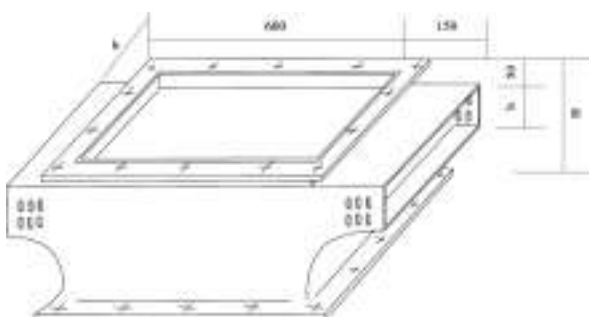
竖井接头(单侧)  
Shaft connection (single sided)



型号 Model	h	H	b	a	重量 kg Weight	重量 kg Weight
XV-T <sub>1</sub> -4x10	100	300	400	300/600	21.77	29.37
XV-T <sub>1</sub> -5x10			500		24.80	32.30
XV-T <sub>1</sub> -6x10			600		27.71	35.26
XV-T <sub>1</sub> -8x10	150	350	800	300/600	41.01	50.37
XV-T <sub>1</sub> -4x15			400		25.68	33.28
XV-T <sub>1</sub> -5x15			500		26.66	36.17
XV-T <sub>1</sub> -6x15	200	400	600	300/600	31.54	38.87
XV-T <sub>1</sub> -8x15			800		44.76	54.12
XV-T <sub>1</sub> -10x20			1000		51.86	61.30
XV-T <sub>1</sub> -4x20	200	400	400	300/600	27.38	36.12
XV-T <sub>1</sub> -5x20			500		30.49	38.80
XV-T <sub>1</sub> -6x20			600		33.51	41.85
XV-T <sub>1</sub> -8x20			800		47.00	57.15
XV-T <sub>1</sub> -10x20			1000		54.34	64.63
XV-T <sub>1</sub> -12x20			1200		61.71	71.86

注: 法兰螺孔见同型号竖井盖板  
Note: For flange bolt holes see shaft cover with the same size.

竖井接头(双侧)  
Shaft connection (double sided)



型号 Model	h	b	H	重量 kg Weight
XV-T <sub>2</sub> -4x10	100	400	300	32.14
XV-T <sub>2</sub> -5x10		500		35.48
XV-T <sub>2</sub> -6x10		600		38.85
XV-T <sub>2</sub> -8x10	150	800	350	54.81
XV-T <sub>2</sub> -4x15		400		34.94
XV-T <sub>2</sub> -5x15		500		39.20
XV-T <sub>2</sub> -6x15	200	600	400	42.52
XV-T <sub>2</sub> -8x15		800		59.28
XV-T <sub>2</sub> -10x15		1000		68.21
XV-T <sub>2</sub> -4x20	200	400	400	43.41
XV-T <sub>2</sub> -5x20		500		46.62
XV-T <sub>2</sub> -6x20		600		49.92
XV-T <sub>2</sub> -8x20		800		65.75
XV-T <sub>2</sub> -10x20		1000		73.74
XV-T <sub>2</sub> -12x20		1200		82.48

注: 法兰螺孔见同型号竖井盖板  
Note: For flange bolt holes see shaft cover with the same size.

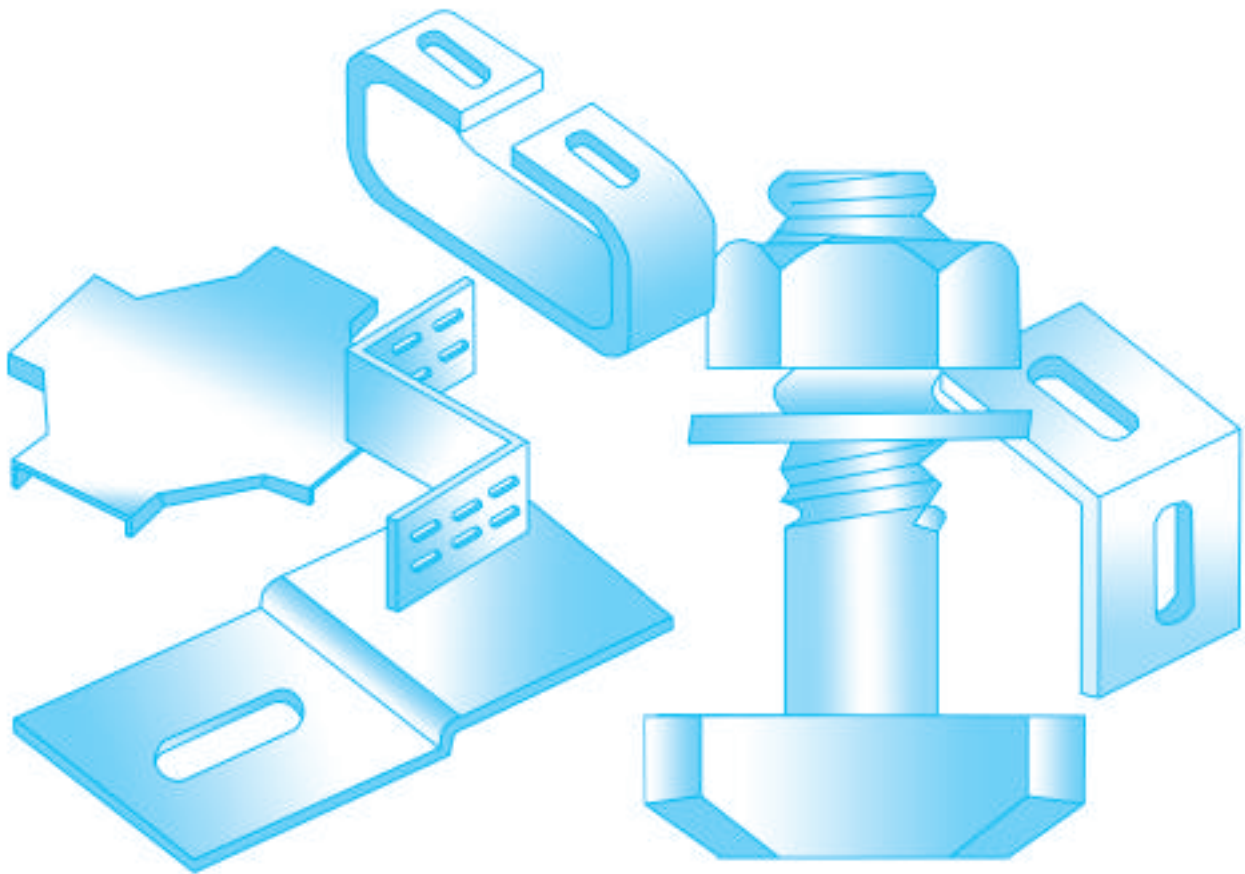
# 附 件

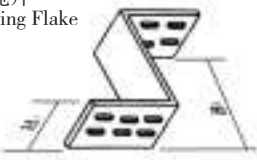

## Accessories

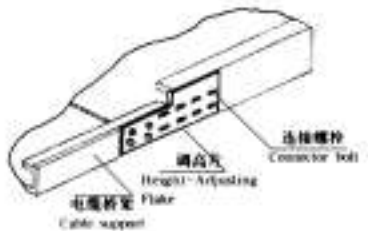
# XQJ-TPC

本部分主要是各种型号电缆桥架的通用附件。它是在电缆桥桥架安装中变宽、变高、连接、转向、分隔等必需配件。

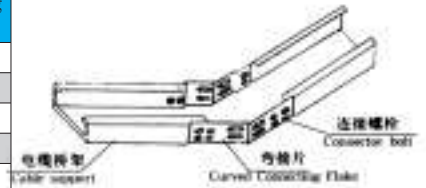
This group are mostly common accessories for all types of cable support systems. They are necessary parts for widening, heightening, connecting, turning and separating of cable support system during erection.




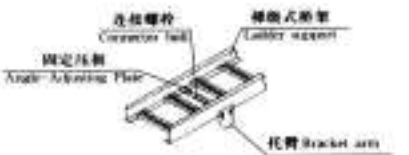
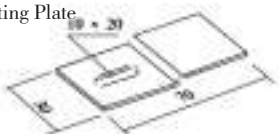
外型 Out-ward appearance	型号 Type	侧边高 H Height	H1 (mm)	B1 (mm)	安装图例 Schematic diagram of mounting
TPC-01A 调宽片 Width-Adjusting Flake 	TPC-01A-100	75	50	100	 电缆桥架 Cable support 连接螺栓 Connector bolt 调宽片 Width-adjusting flake
	TPC-01A-150			150	
	TPC-01A-200	100	75	200	
	TPC-01A-300	150	125	300	
	TPC-01A-400	200	175	400	
	TPC-01A-500			500	
	TPC-01A-600			600	


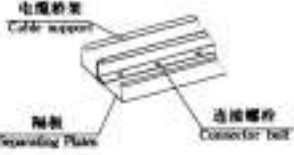
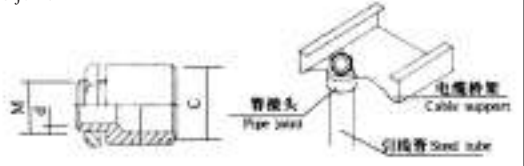
TPC-01B 调宽片 Width-Adjusting Flake	型号 Type	H <sub>1</sub> (mm)	H <sub>2</sub> (mm)	L (mm)	重量 kg Weight	 连接螺栓 Connector bolt 调高片 Height-Adjusting Flake 电缆桥架 Cable support
TPC-01B-75/100	50	75	182			
TPC-01B-75/150	50	125	282			
TPC-01B-75/200	50	175				
TPC-01B-100/150	75	125				
TPC-01B-100/200	75	175				
TPC-01B-150/200	125	175	382			

TPC-02 直接片 Straight Connecting Flake	型号 Type	侧边高 H (mm)	L (mm)	H <sub>1</sub> (mm)	重量 kg Weight	DJ-TPC-02B100、150、200型 
TPC-02-50	50、60	182		35		
TPC-02-75	75			50		
TPC-02-100	100			75		
TPC-02-125	125	382		100		
TPC-02-150	150			125		
TPC-02-200	200			175		

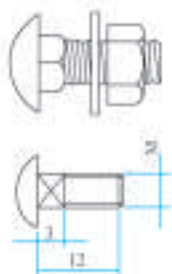
TPC-03 弯接片 Curved Connecting Flake	型号 Type	H <sub>1</sub> (mm)	L <sub>1</sub> (mm)	L <sub>2</sub> (mm)	重量 kg Weight	 连接螺栓 Connector bolt 弯接片 Curved Connecting Flake 电缆桥架 Cable support
TPC-03-50	25	91	200			
TPC-03-75	50					
TPC-03-100	75					
TPC-03-150	125	191	300			
TPC-03-200	175					

TPC-04 调角片 Angle-Adjusting Flake	型号 Type	侧边高 H (mm)	H (mm)	L (mm)	重量 kg Weight	 连接螺栓 Connector bolt 调角片 Angle-Adjusting Flake 电缆桥架 Cable support
TPC-04-75	75	50	166			
TPC-04-100	100	75	191			
TPC-04-150	150	125	341			
TPC-04-200	200	175	391			

TPC-05 固定压板 Angle-Adjusting Plate	TPC-05 固定压板,主要用于梯级式桥架与托臂压固及梯级式桥架垂直安装时与墙壁固定。 TPC-05 fixing pressed board is mainly used in the fixing of stair type bridgeframe with brack etarm and fixing of tarr-type bridgeframe with wall when installed vertically.					 连接螺栓 Connector bolt 梯级式桥架 Ladder support 固定压板 Angle-Adjusting Plate 托臂 Bracket arm
						

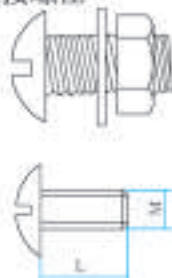
TPC-07 隔板 Separating Plates 	 电缆桥架 Cable support 隔板 Separating Plates 连接螺栓 Connector bolt				TPC-13 管接头 Pipe joint  管接头 Pipe joint 电缆桥架 Cable support 引接管 Seal tube					
	型号 Type	H <sub>1</sub> (mm)	H (mm)	重量 kg Weight		型号 Type	G	M	d	
	TPC-07-75	75	40				TPC-13-1/2 "	1/2 "	M22 × 1	18
	TPC-07-100	100	100				TPC-13-3/4 "	3/4 "	M27 × 1.5	22
	TPC-07-400	150	120				TPC-13-1 "	1 "	M33 × 1.5	28
	TPC-07-500	200	170				TPC-13-1 1/2 "	1 1/2 "	M48 × 2	38
					TPC-13-2 "	2 "	M56 × 2	48		

IS-01 方颈连接螺栓  
Aqare neck connecting boat



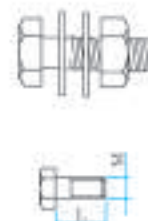
型号 Type	M	备注 Remark
IS-01-6	M6	L=12
IS-01-8	M8	L=16, L=20, L=25
IS-01-10	M10	L=20

IS-02 半圆连接螺栓  
Semicircle



型号 Type	M×L	备注 Remark
IS-02-5	M5×22	L=12
IS-02-6	M6×22	
IS-02-8	M8×22	

IS-03 六角连接螺栓  
Hexgon connecting bolt



型号 Type	M×L	备注 Remark
IS-03-8	M8×22	
IS-03-10	M10×25	
IS-03-12	M12×30	

IS-04T 型螺栓  
T bolt



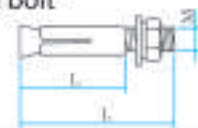
型号 Type	M×L	备注 Remark
IS-04T-8	M8×30	
IS-04T-10	M10×35	

IS-05T 型螺栓  
T bolt



型号 Type	M×L	备注 Remark
IS-05T-8	M8	
IS-05T-10	M10	

IS-06 膨胀螺栓  
Expanding bolt



型号 Type	M×L	允许拉力 Permitted pull force
IS-06-6	M6×65, 80	200号混凝土 concrete 350 500 720 100
IS-06-8	M8×80, 100	
IS-06-10	M10×95, 110	
IS-06-10	M10×125	
IS-06-12	M12×110	
IS-06-12	M12×130	
IS-06-12	M12×150	

FJ-01 吊板  
Hoisting board



FJ-02 吊夹  
Hoisting tougs



FJ-03 吊框  
Hoisting frame



用于50×50、100×50配线槽吊装  
Fits to 50×50, 100×50 weirfittings trough

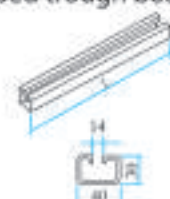
FJ-07 槽板  
Trough board



用于电缆卡座和仪表基座  
Fits to the fundation of cable and in strument

型号 Type	L(mm)	备注 Remark
FJ-07-200	200	
FJ-07-400	400	
FJ-07-600	600	
FJ-07-800	800	
FJ-07-1000	1000	

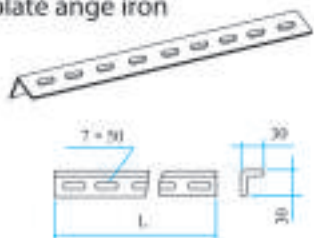
FJ-08 异型槽板  
Special-shaped trough board



用于电卡座和仪表基座  
Fits to the fundation of cable and in strument

型号 Type	L(mm)	备注 Remark
FJ-08-200	200	
FJ-08-400	600	
FJ-08-600	1000	
FJ-08-800	1500	
FJ-08-1000	2000	

FJ-09 花盘角铁  
Faceplate ange iron



用于电缆卡座和仪表基座  
Fits to the fundation of cable and in strument

型号 Type	L(mm)	备注 Remark
FJ-09-200	200	
FJ-09-600	600	
FJ-09-1000	1000	
FJ-09-1500	1500	
FJ-09-2000	2000	

K-01 单面电缆卡  
Single face cable tong



按螺栓M5 × 22配套供货  
Connecting bolt M5× 22 povid in complete sets

型号 Type	D	配用电缆 Concerted Cable
FJ-01-13	13	φ10-φ13
FJ-01-17	17	φ14-φ17
FJ-01-21	21	φ14-φ17
FJ-01-25	25	φ26-φ29
FJ-01-29	29	φ26-φ29

K-02 双边单根电缆卡  
Doude-side single prece cable tong



按螺栓M5 × 22配套供货  
Connecting bolt M5× 22 povid in complete sets

型号 Type	D	配用电缆 Concerted Cable
FJ-01-13	13	φ10-φ13
FJ-01-17	17	φ14-φ17
FJ-01-21	21	φ14-φ17
FJ-01-25	25	φ26-φ29
FJ-01-29	29	φ26-φ29

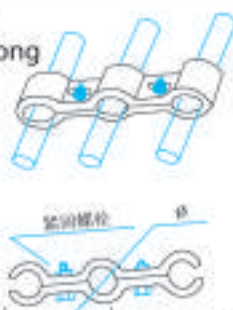
K-03 双根电缆卡  
Do ude piece cable tong



按螺栓M5 × 22配套供货  
Connecting bolt M5× 22 povid in complete sets

型号 Type	D	配用电缆 Concerted Cable
K-03-13	13	φ10-φ13
K-03-17	17	φ14-φ17
K-03-21	21	φ14-φ17
K-03-25	25	φ26-φ29
K-03-29	29	φ26-φ29

K-04 管缆卡  
Qipe cable tong



型号 Type	φ	备注 Remark
K-04-08	8	在少量管缆数设计作定位用 It fits to fix position in the layout of a few pipe cable
K-04-10	10	
K-04-12	12	
K-04-14	14	
K-04-16	16	
K-04-18	18	
K-04-20	20	
K-04-22	22	

K-05 管缆卡  
Mutipeces cable tong



型号 Type	b × h	备注 Remark
K-05-50	50 × 50	用于电缆直径小数量多的固定 Used in thufang of small diameter qipe cable
K-05-47	97 × 47	
K-05-87	97 × 87	

K-06 电缆卡带  
Cable tong belt



型号 Type	规格 Standard	备注 Remark
K-06-120	120 × 9	
K-06-160	160 × 9	
K-06-260	260 × 9	

K-07 电缆卡子  
Cable tong



配FJ-07a 槽板  
Cooperating with FJ-07a trough board

型号 Type	规格 Standard	配电缆 Distribution Cable	备注 Remark
K-07-30	30 × 50	φ15-30	
K-07-50	50 × 75	φ30-50	
K-07-75	75 × 100	φ50-75	

K-08 电缆卡子  
Cable tong



配FJ-08 异径槽板FJ-09 faceoblite  
Cooperating with angleiron  
FJ-08 diameter varied trough board  
配FJ-09 花盘角铁  
cooperating with

型号 Type	规格 Standard	配电缆 Distribution Cable	备注 Remark
K-08-30	30 × 50	φ15-30	
K-08-50	50 × 75	φ30-50	
K-08-75	75 × 100	φ50-75	

# 订货须知

## 尊敬的用户：

非常荣幸您能够耐心地读完我们的产品说明书,这已为我们相互间的了解奠定了初步的基础。真诚希望能给我们一次服务的机会,我们将十分高兴地为您提供热情周到的服务。

衷心欢迎您来公司、来函垂询,并期待着您的光临。衷心祈盼您能选用XQJ系列桥架,对您的一片厚爱我们将深深地感谢……当您选用我们的产品的时候,真诚地忠告您注意如下事项:

- 1、所需桥架型号、规格、数量;
- 2、桥架配电示意图;
- 3、安装方式或安装支架清单;
- 4、表面处理喷塑颜色、电镀、热浸锌(由用户指定)。

## 服务承诺

根据用户需要,实行售前服务,委派工程技术人员进行现场测量,并绘制正规的工程安装图纸,以及技术咨询、洽谈等工作。

在制造过程中,可邀请用户来公司进行质量监督;本公司做好一切准备工作,并积极配合;

在产品交付后,公司根据用户要求可派技术人员到施工现场指导安装;

产品销售后,质保期限为壹年,在质保期内免费维修和更换。如有质量问题,公司在24小内派人员到达现场,边远地区48小时内到达。

## 喷塑颜色色板

### Colours of plastic - spaying plates




桔纹灰(726)  
DZ-S01



浅驼灰  
DZ-S02



桔红  
DZ-S03



象牙白  
DZ-S04



果绿色  
DZ-S05



银灰  
DZ-S06

此色样仅供参考,可按客户要求订制。

Colour samples are for reference only, and colour can follow the order requirement.



**镇江安华电气有限公司**  
ZHENJIANG ACE ELECTRIC CO.,LTD

地址：扬中市经济开发区  
电话：0511-88221583  
传真：0511-88221701  
网址：URL: <http://www.zj-ace.com>  
E-mail: [service@zj-ace.com](mailto:service@zj-ace.com)

Add: The Economic Development Zone of  
Yangzhong City, Jiangsu Province.  
Tel: 0511-88221583  
Fax: 0511-88221701  
E-mail: [service@zj-ace.com](mailto:service@zj-ace.com)